



Roller Shade Product Guide

May 2021

Contact

Address:

QMotion UK
35 Alston Drive
Bradwell Abbey
Milton Keynes
MK13 9HA
United Kingdom

Website:

www.qmotionshades.co.uk

Email:

info@qmotionshades.co.uk

Phone:

Customer Service Number: +44 (0) 1908 047 980

Social:

www.twitter.com/qmotionuk
www.facebook.com/qmotionshadesuk
www.pinterest.com/qmotionuk
www.instagram.com/qmotionuk

Table of contents

	page
Features.....	4-5
Options.....	6
Wired/Battery Blinds.....	7
Battery Blinds.....	8
Wired Blinds.....	9
Blind Dimensions.....	10
Qlink Coupled Blinds.....	11
Qbasic+ Blinds.....	12-13
Control Options.....	14-17
QiS Hardwired.....	18-19
Low Voltage Hardwired.....	20
Fascia.....	21
Side Channels.....	22
Customer's/Special Own Material (C.O.M./S.O.M.).....	23
Measurement Instructions.....	24-25
Brackets.....	26
Brackets (Universal Back/Face Mount).....	27-30
Brackets (Universal Top Mount).....	31-33
Dual Brackets.....	34-36
Fascia and Pocket Brackets.....	37-38
QMotion UK Fascia (2.6).....	39
QMotion UK Fascia (3.3).....	40
QMotion UK Fascia (4.3).....	41
QLink.....	42
Accessories Selection Chart.....	43-44
Copyright Notice and Disclaimer.....	45
Environmental Statement.....	45
Limited Warranty.....	46-47

QMotion UK offers state-of-the-art natural light control with the following benefits:

Several different control options

- QMotion UK shades offer the convenience of moving the shade up or down, stopping at any of the top, the bottom, four programmable intermediate stops, or anywhere in between; all with the ease of a button press.
- *Lost your remote? No problem!*
QMotion UK shades can be moved up or down manually with no remote control. Simply give the shade a gentle pull to get them started.
- *Want to control multiple shades with just one remote?*
QMotion UK multi-channel remote controls 5 individual shades or 5 groups of shades all with one remote control. Each channel can have an unlimited number of shades programmed to it.

Unmatched quietness

- QMotion engineers developed a shade with quiet operation for a beautiful and peaceful experience.

Distinctive designs

- Generous fabric collection of light filtering, decorative and beautiful blackout materials.
- **Industry leading light gaps** on the sides of the shades as small as 13mm gap on each side, providing the most uniform and highest level of window coverage.

Unparalleled simplicity

- **QMotion UK automated shades are powered by a low voltage power supply, or an internal pack of standard D-cell batteries.**
- Batteries can last up to three years, dramatically reducing maintenance cost and adding convenience, (shade size and usage will determine actual battery life).
 - No cords
 - No electrician
 - No wires
 - No special tools
- QMotion UK battery operated shades are shipped with the batteries installed in the shade tube, for the convenience of our customers.



Battery Life and Range Expectations

QMotion UK shades offer the longest battery life in the industry.

QMotion UK shades lead the industry in battery life with our patented technology by putting the batteries inside the tube, providing superior aesthetics with no power wires or antenna showing.

- Our battery powered shades use D-cell alkaline batteries or AA lithium batteries. The expected battery life for D-cell batteries, is up to 3 years, depending on shade size and usage.
- The battery life for AA lithium batteries for the narrow shades is 12 to 18 months.
- As a unique feature in the industry, QMotion UK battery operated shades are shipped with the batteries installed in the shade tube. This benefit allows for a quick, and therefore easy, installation. QMotion UK does not manufacture these batteries* and does not warrant them or their endurance. Individual battery life is dependent on many factors and if your shades do not appear to be operating efficiently, please replace as needed. Please replace all batteries in each product at the same time with batteries from a single package from a single premium manufacturer.
- Battery life is dependent on shade usage, size and some environmental factors. Large shades and shades which are used more, will have lower battery life expectancy when compared to smaller shades or those used less frequently.

Battery Replacement

Easy battery replacement - by placing the access port for the batteries in the shade tube wall, you can now change the batteries without having to remove the shade from the brackets.



Product	Expected Open Air Range * in Metres
Single Channel	9
Multi Channel	9
Timer Remote	3
Qconnect	15
Qrelay	9
Qsync	15

*Environmental conditions may affect individual results.

All range distances are based on an unobstructed environment or free range. There are a multitude of factors that cannot be controlled by our product that interfere with the range. Actual use in a home, office or other space can expect lower range, which can be augmented through the proper use of the Qrelay range extender device.

QMotion UK advanced shading solutions allow for a customised experience.

The look you want

- QMotion UK shades offer *several choices of fascia* to conceal the top of the roller shade.

The design you need

- Shades come in *either standard roll or reverse roll*. Standard roll shades have the fabric rolling off the back of the roll close to the window, while reverse roll shades come off the front of the shade roll, and are further from the window glass. Reverse roll may be a preference for design purposes, or may be needed to permit the shade to lower clear of window obstructions.

The number you want

- Our *dual shade system* allows users to choose a combination of two shades on the same window. Often used with a light filtering fabric in the front and with a room darkening fabric closest to the glass, QMotion UK dual shades are an excellent way to double treat a window in a small space.

The choice you prefer

- Transformer low voltage power supply is a wired power solution for those who want the benefits of QMotion UK automated shades with a connection to the property's electrical system.
- Battery powered QMotion UK shades offer the same benefits as low voltage powered, and add the ability to install in difficult situations as well as function in the absence of an electrical supply. As QMotion UK battery powered shades use an internal battery pack, there are no visible battery packs or wires to hide or see.

Customisation that's right for you

- Choose from our assortment of remote controls. All remotes fit on our magnetic wall docking stations.
- As our programming is simple, all shades arrive ready to "learn" to your remotes. A shade may be controlled by as many as 12 different remotes.
- Combine groups and remotes for your convenience. A channel can be used for a single shade or a group of shades, and various groups can be programmed to suit the space.

Safe by design

- Shades come in an endless range of colours and finishes, but when buying shades for your property, you must consider the way they are operated.
- A shade which is safe by design is one that is cordless or has concealed or tensioned cords.
- QMotion UK motorised roller shades are cordless by design.



Order specifics

- Shades ship complete with brackets and batteries so the shade is ready to install.
- Shades may be specified standard or reverse roll.
- If desired, a 24v low voltage transformer power option may be specified.

Size limitations

- For AA lithium batteries, the minimum width is 396mm and the maximum width is 559mm, bracket to bracket.
- For AA lithium batteries, the maximum height is 2438mm.
- Minimum width is 410mm with 24v low voltage power.
- Minimum width is 559mm with D cell batteries.
- Maximum width is 3800mm for standard shades.
- Maximum height is 4500mm for standard shades.
- Consult fabric selection guide for available fabric heights, widths and more specific size availability.

Roll size

- Roll up diameter (RUD) is determined by the size of the shade and fabric chosen.
- Extra length of material will be added to the height of the shade in order to allow the fabric to wrap around the tube when fully rolled down.

Fabric orientation and size

- All shades ship with fabric oriented in the vertical roll direction from the mill.
- If a shade in a group is railroaded, you have the option to railroad all shades in the group to match.
- Railroading is available on select fabrics only.

Tube and hembar size

- Tube and hembar diameters vary depending on the height and width of your shade.
- Hembars are available in painted or fabric covered. Paint colour's are white, anodised silver and black.

Spline

- QMotion UK fabric is attached to the tube via a durable adhesive tape and foam spline for ease of removal or replacement.

Fixing

- Motor noise is affected by the substrate it is fixed in to, this can either increase or decrease motor noise.

Travel Speed & Alignment

- QMotion does not warrant the uniform travel speed of the roller motors when shades are raising/lowering . However the shades can be set with user defined stop position's for uniform hem bar appearance. This can be set up from the QMotion remotes for the FM433MHz rollers and from a third party home/building automation system if adopting a QiS wired or ZigBee two way control system



QMotion battery powered roller shades are available in two different communication protocols. Our Gen 3 433Mhz FM shades, offering one way control for those environments that may have a lot of other electronic devices competing for radio air space. Our second protocol offering full 2-way communication is available with ZigBee HA1.2 battery powered shades.

QMotion Battery Operated Roller Shades with Gen 3

Uses the 3rd generation QMotion proprietary protocol, 1-way communication. Our Gen 3 FM shades are great for stand-alone applications where there is potential interference from other electronic devices. This protocol may be more consistent and responsive in radio rich environments. Used with the Qsync Gen 3 FM for stand-alone mobile app control iOS or Android smart devices from within the property.

QMotion Gen 3 FM roller shades use our QdR2 remotes, either single channel or multi channel. The QdR2 remotes are designed to fit in decora style wall plates. Refer to the remotes section for more information on the universal remotes.

QMotion Battery Operated Roller Shades with Zigbee HA1.2

QMotion Battery operated Shades are available using the ZigBee HA1.2 (Home Automation v1.2) specification for 2-way communication. This provides enhanced communication consistency compared to proprietary protocols; comes with built-in signal collision avoidance. QMotion Shades with ZigBee HA1.2 are programmed to “wake up” at set intervals, thus controlling the battery usage in a highly consistent manner. Adding 2-way communication allows for feedback of the shade position with automation apps. QMotion shades with ZigBee HA1.2 have all the exclusive features as the QMotion Gen 3 FM shades, such as manual override, quiet motors, narrow light gaps, with the added benefit of the ZigBee network.

QMotion shades with ZigBee HA1.2 may be integrated with smart home automation systems or used “stand alone” with the ZigBee Multi Channel Remote and QzHub3. Most third party smart home automation systems will also require the QzHub3 (gateway or bridge device) for integrating the shades to their system, if they do not provide ZigBee as a native element. QMotion recommends including our range extenders to enhance performance and range among the remote controls and shades on the ZigBee network. Refer to the controls section page 14-20 for more information on the QzHub3, range extenders, and ZigBee remotes.



QMotion Roller Shades now have multiple options for those environments where wiring to the shades is available. You have the option of two wiring protocols, either QMotion low volt one way communication motors or our QMotion QiS System which provides two way communication.

The QMotion Intelligent System (QIS) is a hardwired shading solution using standard voltage off-the-shelf Cat5e or Cat6 cables for both power and communications to the shades, and also offers the option of ZigBee communication, natively inside the shades themselves.

Qadvanced Low Voltage

The Low Voltage shades use 22AWG/24V connector wires from the shade controller (motor). The Gen 3 FM shades are controlled with the same wireless RF remote as Gen 3 FM battery shades. Power supply option is available within the control options on the QMotion UK website.

Our Low Voltage Gen 3 FM shades are great for stand-alone applications where there is limited potential interference from other electronic devices for remote control. This protocol may be more consistent and responsive in radio rich environments. Blinds can also be controlled from within the property by remotes and Qsync Gen 3 FM bridge with a stand-alone mobile app for iOS or Android smart devices.

QMotion Gen 3 FM roller shades use our Universal Remotes, either single channel or multi channel. These remotes are designed to fit in standard style wall plates. Refer to the Control Options on page 14-15 for more information on the universal remotes.

QMotion Intelligent System Hardwired

Qadvanced Intelligent System (QIS) Hardwired Roller Shades use standard off-the-shelf Cat5e or Cat6 cable for both power and communications. All QiS blinds are made with a female/male RJ45 connector on a lead that is no longer than 150mm from the motor end, which you define as left or right hand end at ordering stage. Cat5e or Cat6 cables to the blind are not included and must be installed separately.

You may use shielded Cat5e or Cat6 cables, but it is not required. Where the QIS cables may be close to other wiring, it may be advisable to use shielded cables to protect from possible interference. **NOTE: Do NOT use Power over Ethernet (PoE) or any Ethernet wiring or powering scheme.** This will damage the shade motors and void the warranty.


QIS shades require our Power and Communications Panel with 8 ports (240v power supply included). The 8 ports connect via RJ-45 connectors for any combination of a total of 8 shades and controls. QIS shades may be used with our wireless remote controls (ZigBee Remotes) and the QzHub3 (coordinator) device using the ZigBee HA1.2 specification. One QIS circuit has a capacity of 70 devices - shades or remotes, multiple circuits can be used in large installations. **Refer to QIS Roller Shade Application Guide page 17-19 for a system overview, detail specifications on wiring specifications, system capacity and limitations**

QIS shades may be integrated with an automation system. Your customers may also want the option of wireless remote control, which is available with ZigBee HA1.2 specification. Used with the QzHub3 device and the ZigBee Remotes this can be in a stand-alone environment or used with a smart home automation system using ZigBee HA1.2 specification. Some automation systems communicate in native ZigBee protocol, and the QzHub3 is not required. Please check with your automation system provider for details.

QMotion recommends including our range extenders to enhance performance and range between the remote controls and shades in the ZigBee network. Refer to the controls section 14-20 for more information on the QzHub3, range extenders and ZigBee Remotes

Battery Powered Roller Blind System

Motor control assembly with indicated batteries required



Tube size/motor adaptations QMotion UK battery/QiS Cat6/low voltage

QMOTION ROLLER SHADE MOTOR/CONTROLLER ASSEMBLIES			
NUMBER & SIZE OF BATTERIES	BRACKET-TO-BRACKET MINIMUM WIDTH	BRACKET-TO-BRACKET MAXIMUM WIDTH	TUBE SIZE
3AA	396mm	559mm	51mm
QiS and LV	410mm	3000mm	51/61mm
3D	559mm	629mm	51mm
4D	629mm	1067mm	51mm
6D	756mm	2500mm	51/61mm
8D	883mm	3000mm	61mm

Small Blind Specification:

- The minimum width is 396mm and the maximum width is 559mm, bracket to bracket.
- The maximum height is 2438mm.
- Uses three AA lithium batteries.
- Battery expectancy is up to 12 to 18 months based on 2-4 operations per day.
- Currently available in battery operated shades only. Minimum width for wired version is 410mm.

Qlink


Qlink coupled shades can cover spans as wide as 7.3 metre's by 3048mm drop with a single motor and up to 7 roller in varying fabric widths.

- Multi-window coverage without wiring, or use our low voltage system.
- Available in back, side and top (ceiling) mount.
- Cover with QMotion UK snap on fascia.
- Manual override option - shades can be operated manually at all times.
- Adjustable installation brackets for proper hembar alignment.
- Qlink coupled shade mounting brackets are compatible with standard QMotion UK 2.6 and 3.3 mounting brackets.
- QiS or 433 FM low voltage power option available from right end or left end.



Ordering Information


- Standard roll has motorised shade on left.
- Reverse roll has motorised shade on the right.
- All coupled shades must be the same height and use the same fabric.
- Choose either white or black colours for Qlink coupler.
- Coupler bracket enables adjustments for height and depth.
- Recommended maximum panel number is 7 panels.
- Shades with a roll up diameter of 66mm or less will utilise 2.6 universal brackets.
- Shades with a roll up diameter in excess of 67mm will utilise 3.3 universal brackets.
- Product which needs fascia must have RUD from 61mm to 83mm and use 3.3 fascia brackets.
- Shades with a roll up diameter less than 66mm which require fascia will require a 61mm tube.
- Max fabric RUD with Qlink is 83mm.



Total Shade	
Minimum Battery Shade Width	813mm
Minimum Low Voltage Shade Width	410mm
Minimum Inner Width	432mm
Minimum Overall System Width	432mm
Minimum System Width	1250mm
Minimum Number of Panels	2
Maximum System Width	7315mm
Maximum Height (see fabric tables)	3048mm
Battery Available	Yes
Low Voltage Available	Yes
Fascia Available	Yes
Light Gap Between Bands	26mm approx

Qbasic+

The Qbasic+ system offers a unique premium manual shade experience that can be upgraded to motorized in minutes, without the need of changing fabric or major bracket re installation. Perfect for managing a clients budget, the field upgrade ability of Qbasic+ allows for a combination of manual and motorised shades on initial installation. Full automation can be provided thereafter at a later time on a window-by-window or room-by-room basis.



- Shades with widths under 600mm have max height of 2435mm.
- Fascia options: reverse roll version only due to raise/lower chain.
- Side Channels and sill rails are not available due to control location
- Brackets include site adjustable leveling features up to 6.5mm on one side.
- Color coordinated brackets covers available.
- 25 year limited lifetime warranty (excluding chain).


Qbasic+ Specifications

- Minimum width: 178mm (Chain op only)
- Minimum width: 396mm (Can upgrade to motorised)
- Maximum width: 3000mm
- Maximum height: 3500mm
- Light gaps: Uniform 16mm per side

Qbasic+ MOTORISED

Includes everything in the MANUAL version, plus:

- + Near silent operation
- + Upgrade to any current QMotion motorisation system, battery or wired
- + Both brackets adjustable up to 6.5mm
- + Programmable upper and lower limits.
- + Integrate with popular automation systems.



Mounting Brackets

The perfect bracket to cover any installation need, today and tomorrow.

Several Styles


There are several different mounting brackets offered depending on application requirement.

Bracket Applications

- Non-fascia shades ship with universal brackets.
- Verify bracket dimensions in the space where the shades will be installed. Accommodate space to install roll in pocket and reverse roll applications.
Please refer to bracket illustrations.
- The numerical designation represents the maximum size roll up diameter the bracket can support. 2.6 brackets accommodate roll sizes from 51mm - 66mm. 3.3 brackets accommodate roll sizes from 67mm - 84mm.

Roll Size Guidelines

- Roll size is determined at the time an order is quoted and is dependent on material thickness, tube diameter and the height of the shade.
- Specify top or back mount, side/top mount, or side/back mount and either reverse or standard roll. All brackets may be side mounted.



Gen 3 FM and ZigBee HA 1.2

The range of remote control of a shade is dependent on type of controller, type of shade, bracket, fascia, and installation environment. Individual results may vary, and may be less in some environments due to obstructions in the path of the signal, such as walls, appliances, and/or electromagnetic interference from other electronic devices, many customers have reported even better results.

QMotion QdR2 Remote for FM Roller Blinds

The new QdR remote for Gen 3 shades is designed to be sleek and user friendly. Each remote comes with 6 buttons to support Up, Down and preset positions 20%, 40%, 60%, 80%. These preset positions may be customised. The remote also has a magnetic back for simple storing in wall plates. Each remote can control an unlimited number of shades in a group within a max range of 9 to 15 metres. The Gen 3 universal remote may be used with Qrelay FM to extend the range. Normal remote range: 9 to 15 metres.



Single Channel

- All shades programmed to the remote act in sync when button is pressed.
- Ideal for rooms with users who may be unfamiliar with the remote and won't accidentally change the channel on the remote.

Multi Channel

- Up to 5 individual or group settings, unlimited number of shades per group.
- All shades programmed to a multi channel remote are controlled together with an "All" channel.
- Motion activated channel indicator when remote is tapped or moved.

Please refer to programming instructions for details on pairing and adding shades, customising preset positions, and programming to channels.

QdR2 Remote for ZigBee HA1.2 Roller Blinds

- 6 buttons to support Up, Down and preset positions 20%, 40%, 60%, 80%.
- Requires the QzHub3 coordinator device for interfacing with most ZigBee HA1.2 systems.
- Magnetic back for simple storing in wall plates
- Controls unlimited number of shades in a group
- Up to 5 individual or group setting, unlimited number of shades per group
- All shades programmed to a multi channel remote are controlled together with an "All" channel
- Normal remote range: 9 to 15 metres
- May be used with Range Extenders for ZigBee HA1.2 for extending range or for Stand-Alone installations (shades controlled by a remote not on a network).
- Available in white or black colour.



QdR Remotes for QMotion with ZigBee HA1.2 shades only available as a Multi Channel Remote.

Please refer to programming instructions for details on setting up the ZigBee HA1.2 automation system with QzHub3 coordinator, Range Extender, pairing and adding shades and programming to channels.

Remote Wall Plates

The range of the remote control is dependent on type of controller, type of shade, bracket, fascia and installation environment. Individual results may vary, and may be less in some environments due to obstructions in the path of the signal, such as walls, appliances, and/or electromagnetic interference from other electronic devices, many customers have reported even better results.

QMotion UK Remote Wall Plate

For the convenience of the user, consider a QMotion UK wall docking station. Available as a single wall plate to be installed on a wall as a place to retain the remote in a project. The remote control is held in place on the wall plate via a strong magnet and allows the remote control to be used as a wall switch for a third level of control for the shades. The wall plate is flush mounted and can be fixed to a wall with a mechanical fixing or suitable self adhesive tape



QMotion UK Remote Hospitality Plate

For places where a remote should be “permanently” attached to a wall, the QMotion hospitality plates mount around the remotes, making them virtually impossible to remove without using suitable screwdriver to access the back of the remote for battery replacement.



Gen 3 FM Controls

QMotion UK App and Qsync

QMotion UK Smartphone Application "App" Features:

- Control QMotion UK shades with iOS and Android mobile devices - operational within property only
- Virtual Shade: drag your finger to place the shade to the desired positions
- "Plug and Play" - easy set-up
- Channel system to name, take and set reference photo to group shades
- Step by step setup for learning, setting lower limit, and deleting shades
- Control up to 100 shades or up to 8 groups of shades from each Qsync
- TCP/IP to 433Mhz bridge
- Set up once and settings sync to other smartphones and tablets on the network
- Must have Qsync control unit
- Controls are very fluid, very responsive
- Normal remote range: 15 metres




QMotion UK Qrelay

Each installation is different, and environmental factors may have an effect on transmission. In some cases, a Qrelay may be helpful in improving signal reception. To consider in advance, if a room is over 3.6 metres x 3.6 metres, or a shade is 9 metres from where it would be controlled, the Qrelay is recommended.

As these dimensions increase, the Qrelay will become increasingly helpful, and spaces significantly larger may even benefit from more than one Qrelay.

- Extends range of all QMotion UK remotes.
- Use as many as required in an installation (no limits).
- Powered from a wall outlet or from a powered USB port
- Two modes of operation "Zone Specific" and "Echo".
 - Zone specific mode allows individual remotes to be learned to the repeater.
 - Echo mode repeats all valid QMotion UK remote commands.
- Normal remote range: 9 metres.



ZigBee HA 1.2 Controls

The ZigBee network is a self-healing mesh network that operates on 2.4 ghz. Self-healing means that if there is a weakness in the network, the signal will find a new path. Within this network, you will have devices that can either repeat a signal or be an end device. The QMotion QzHub3 and Range Extender are considered “repeat” devices, and QMotion shades are considered “end” devices.

QMotion with ZigBee HA1.2 shades work on a ZigBee mesh network and require the QzHub3 coordinator for interfacing with most smart home automation system networks. It is recommended that the QzHub 3 is installed with a range extender that can also improve the control distance of a QdR remote.

QzHub3 Coordinator

- Supports QMotion ZigBee HA1.2 controlled roller shades.
- Supports up to 70 devices maximum per ZigBee HA1.2 network if using range extenders. Devices are defined as QMotion shades, range extenders and QdR2 remotes.
- QzHub3 without range extender supports any combination of 32 shades and remotes.
- QzHub3 with Range Extender — a Range Extender takes up one of the 32 positions; 2 range extenders = 2 positions.
- QzHub3 must be plugged into a local Wi-Fi router for programming. Use the QMotion QzHub3 app and follow the in-app instructions.
- Once shades are programmed successfully, they can be controlled with your smart device or the QdR2 remotes locally.



50mm square x 25mm high

Range Extender

Each installation environment is unique and other devices in the room or building may have an effect on the transmission range of remotes. In some cases, a Range Extender may help in improving the signal reception. As an example, if a room is over 3.6 metre x 3.6 metre or a shade is 9 metre or more away from where it will be controlled, the Range Extender is recommended.

- Extends Range for QdR2 Remote with ZigBee HA1.2 and QZ Hub coordinator.
- May extend the QdR2 Remote range 9 to 15 metres.
- Works with QMotion with ZigBee HA1.2 Roller Shades.
- Use as many as required in an installation (refer to limits when used with QdR2).

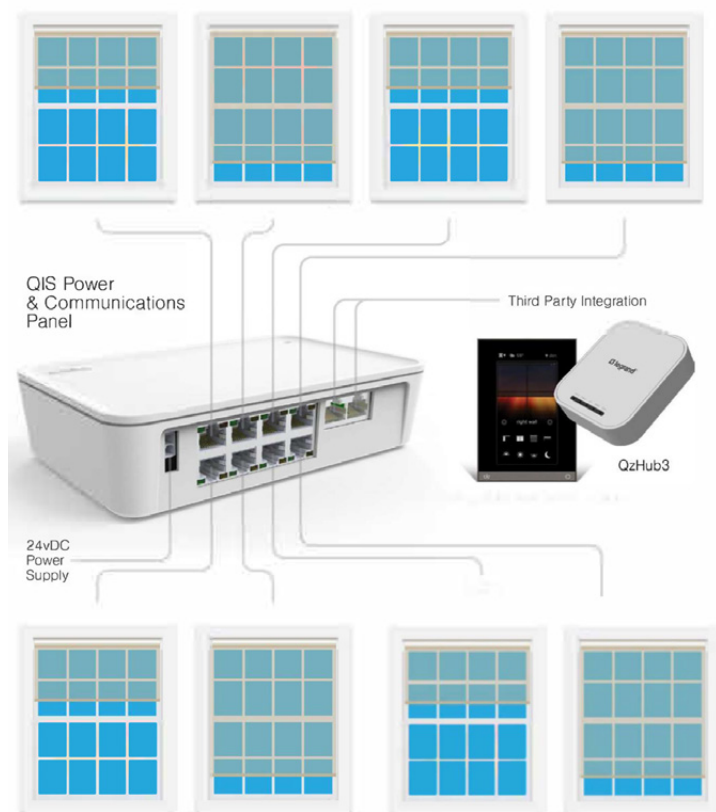


50mm square x 25mm high

QMotion QIS Hardwired shades deliver a robust and dependable control system. The QIS systems are also compatible with fascia as well as controls.

- Each shade comes with a 150mm wire.
- They will ship with a male connector and an in-line keystone coupler insert module so that the shade can be installed, regardless of the male/female connector end .
- Used with a Power and Communication Panel that can control up to 8 shades and/or controls.
- Max number of devices on each QIS circuit is 70.
- Maximum distance from wall switch to farthest Power and Communication Panel is 300m.
- Power and Communication Panel comes with own power supply.
- Shades may be controlled with either iOS or Android smart devices or QdR2 remote for Zigbee HA1.2.
- Each QIS Power and Communication Panel is designed to distribute the appropriate power to as many as eight shades.
- QMotion QIS Hardwired Shades offer the same unique and patented manual override system as our battery operated shades.
- Zigbee HA1.2 proprietary protocol providing 2way communication.
- The panel also provides protection against short circuit or overload to individual shades.
- Maximum wire length for RS485 communication is 600 metre from source to shade.

Illustration



The Qadadvanced Intelligent System offers three methods for Shade Control:

- *Hardwire control: Uses standard Cat5e or Cat6 cable for both power and communication. Controlled via hardwired wall switches.*
- *ZigBee HA1.2: Uses standard Cat5e or Cat6 cable for power. Wireless communication via ZigBee HA1.2 specification. Supports stand alone applications or ZigBee HA1.2 network applications that are easily integrated with third party control systems.*
- *RS485 Communication: Uses standard Cat5e or Cat6 cable for both power and communication. Third party integration via RS485 Protocol.*

QMotion Power and Communication

Panel Features:

- DC output: 24 Volt, 7.5 Amps
- AC input: 100-240 Volts ~ 2.5 Amps
- Wall Mounted Switches receive power through Power Over Cable (POC)
- Wireless Remotes Power Supplied through a CR2032 Coin Cell Battery
- RJ-45 Ports for Motorized Shades and and switches - Quantity 8
- Communication Ports (RJ-45) - Quantity 2



Dimensions 175mm x 112mm x 43mm

Use our pinout and visit our [website](#) for exact instructions.

Specifications

Product Specs	Max Distance
Up to 2400mm wide x 2400 metres high Shade	410 metres to/from Power Communication Panel
2400mm wide x 2400mm high to 3000mm wide x 3000mm high Shade	250 metres to/from Power Communication Panel
Switch to furthest Power Panel	330 metres from wall switch to furthest Power and Communication Panel
Wire length from source to shade	660 metres for an RS 485 application

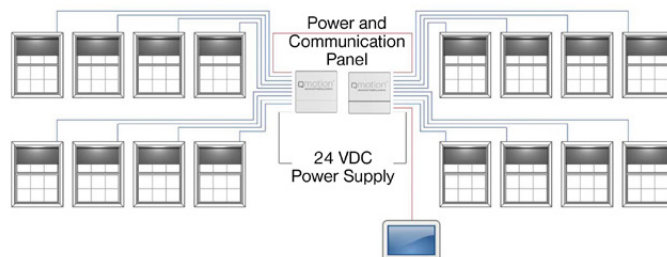
Wiring Adapter

QMotion's Wiring Adapter allows for pre-wired cabling to easily connect to QIS shades, resulting in simple and convenient access to QMotion shades without rewiring your entire system. This 150mm adapter allows for the translation of communication and power without the added expense of proprietary cabling.

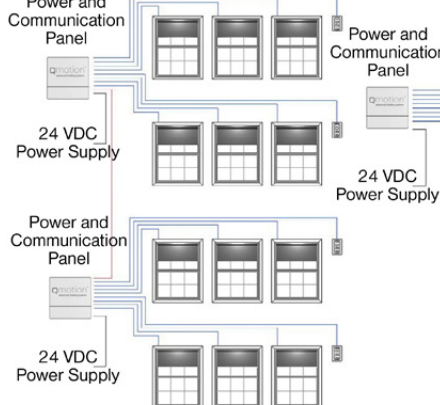


QIS Diagrams

Third Party Integration



Hardwired Switch Application




Zigbee HA1.2 Application



QMotion UK low voltage shades offer all the same features of QMotion UK battery powered shades, and are compatible with fascia as well as controls.

- Battery motor replaced with wired motor.
- Each shade comes with a 300mm wire lead.
- The power supply can be at the header with the shade, on the floor near the shade or in an equipment room.
- Low voltage single shades are controlled with the same wireless RF remote as the battery option shades.
- 24v power input accepted.
- QMotion UK low voltage shades continue to offer the unique and patented manual override system.

**Electrical Din Rail Panel Box system by others may be equipped with a customer supplied battery back up system, in the case of a site power event.*



Wire Gauge Requirements

QMotion UK does not supply the wires from the transformer to the shades. Recommended minimum wire gauge requirements for distances between power supply and shade or distribution box and shade are as follows for the required 2 conductor cables:

Wire Length	Min. Wire Gauge
0-150m	0.75mm
151-210m	1.0mm
211-365m	1.5mm
366-455m	2.5mm
456-910m	4.0mm

***Consult your local electricity provider or regulatory agency for their guidelines regarding cable installation. Comply with all building codes, safety regulations and legal standards.*

A special accent piece that adds to the beauty of QMotion UK shades.

Including fashionable, colour co-ordinated fascias will enhance both the form and function of your QMotion UK Shades. Easily mounted either inside or outside the window recess, fascias attractively conceal the shade system while adding to the light protection your shades were designed to provide. So they're pretty and practical, all in one.

- Choose from three standard colours: white, grey (anodised silver) or black. RAL classic custom colours are also available
- All fascia includes an integrated light blocking brush strip at the top for full finish and optimal light management. The light blocking strip is available in black or white.
- To ensure proper fit and function, inside mount fascias are cut to match the top window width provided.

Fascia end cap options

- There is the option to include standard colour co-ordinated end caps with fascia orders.
- Fascia end caps provide a clean look to the sides of the fascia on outside mounts or when the fascia extends out from the window frame on inside mounts.
- For inside mount applications, if fascia extends beyond opening, end caps may be cut in the field for custom fit.
- For inside mount applications, where window opening depth exceeds shade and fascia depth, no end caps are needed.
- End caps extend 2mm beyond fascia.



Pocket Closure

- To conceal the lower front of a pocket installation, QMotion UK offers the pocket closure system.
- This simple two part system installs easily, and conceals the underside.



Tilt Out Side Channels

Features and Benefits

- New two-piece tilt out design allows for easier installation in window recess or wall. Installation be either side mount or back mount.
- Easier access to shade for battery change out.
- Side Channels and Sill Angles offer an additional light control solution by covering the sides and bottom of the window. Shade fascias block the light at the top of the window.
- Side Channels are 67mm wide by 34mm deep.
- The fabric travels inside them with a light blocking wool pile located to aid in minimising additional light seepage from non-straight wall/window well construction to assist with better light control.
- Side Channels and accompanying Sill Angles come in 2 standard colours, White and Black, or for an additional fee can be powder coated to match a RAL Classic colour.
- Sill Angle is "L"-shaped, 35mm x 35mm.
- Fits into fascia to increase maximum room darkening.
- Max size is 3000mm x 3500mm (depending on fabric choice).
- Side Channels are used with new Oval Hembar.
- No fabric wrapped hembars available.
- Sill angle must be ordered separately, not automatically included.

Note: Side Channels must be ordered at the same time shades are ordered, and cannot be ordered for shades that were previously ordered or installed. These side channels are not available as a post installation upgrade.

***Make sure to program all shades first before installing side channels.**



In circumstances where the QMotion UK Shades fabric assortment is not similar to a desired material, customers may supply the fabric for the shade using a proprietary roller shade fabric. In this case we may recommend that you arrange to have the fabric laminated before it is issued to QMotion. Please verify with your fabric supplier that the fabric can perform properly on a flat roller shade.

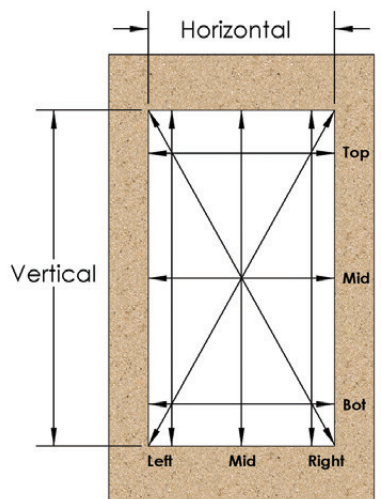
For a nominal fee of £50 (non refundable) a distributor can get a COM material qualified. To qualify COM material, the distributor must supply the following information to a QMotion UK Customer Service Representative: 1) Fabric specifications (weight & thickness) and 2) A 500mm x 500mm sample material shipped to QMotion UK, 35 Alston Drive, Bradwell Abbey, Milton Keynes MK13 9HA, United Kingdom. Note: quotes using a COM material are not valid until qualified and approved by QMotion UK engineers. QMotion UK reserves the right to decline any COM material that does not meet quality specifications. All fabric must be shipped to us in ready to use condition, as we will not inspect for quality. Contact our Customer Service Team for material and testing requirements.

Special Ordered Material (S.O.M.)

In cases where customers desire a material from a supplier of roller shade fabric. This may be colours of our standard styles which are not stocked, or styles from other major suppliers. Please consult with your QMotion UK Customer Service Representative for information about specific fabrics, including pricing and lead times.

Note that in the case of both C.O.M. and S.O.M., there are extended lead times due to inbound freight and production scheduling.





Opening Measurements

Inside Mount




Standard Roll Direction

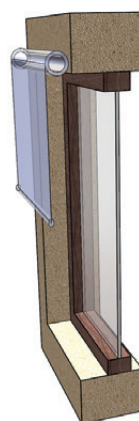


Reverse Roll Direction

Outside Mount



Standard Roll Direction



Reverse Roll Direction

Measure and assess area to be covered:

- Measure opening to be covered vertically and horizontally in three places.
- If vertical measurements vary more than 13mm we recommend an outside mount.
- If horizontal measurements vary more than 13mm we recommend an outside mount.
- Measure and compare diagonals to determine if opening is square.
- If corner to corner diagonal measurements vary more than 13mm we recommend an outside mount.
- Use a level to determine if opening is plumb and square.
- If out of square or out of plumb by more than 13mm we recommend an outside mount.

Measurement rules:

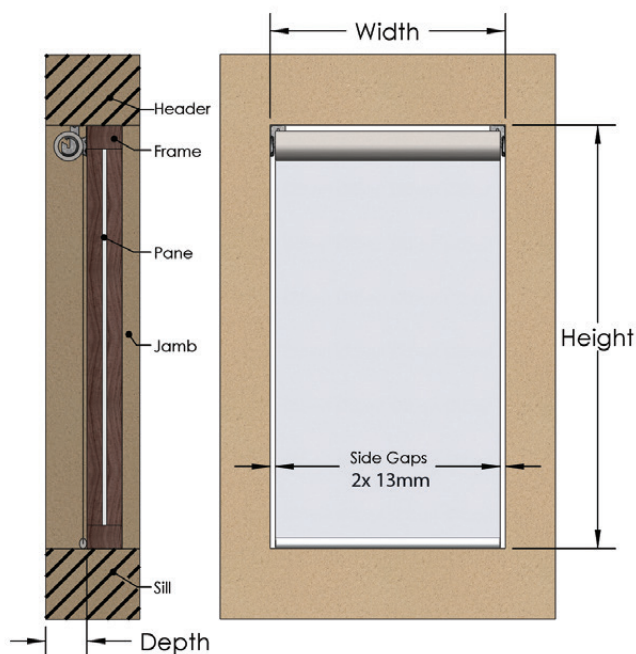
- Make all measurements to the nearest mm. On inside mount applications, round down.
- Measure all windows, even if they appear to be the same size.
- QMotion will automatically deduct 3mm on inside mount applications for ease of fit.

Fixing **IMPORTANT CONSIDERATIONS:** *(All shades ship without fixings, the installer must provide these)*

- There must be significant support structure to hold the shade, i.e. wood, concrete, anchored drywall, etc.
- Standard roll or reverse roll are available. Reverse roll may be needed to free shade path from obstructions, i.e. handles, locks, alarm sensors, moulding, trim, skirting, etc.

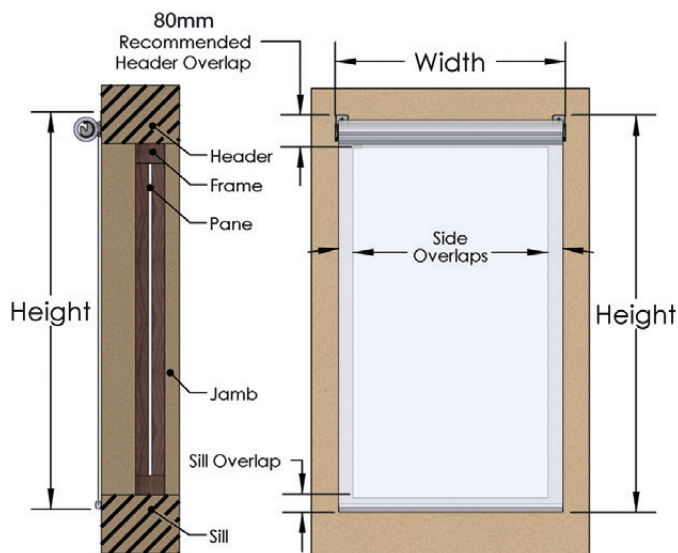
Required order form measurements for INSIDE MOUNT:

- Use the top horizontal measurement for TOP WIDTH. This is outside of bracket to outside of bracket.
- Use the largest vertical measurement for HEIGHT.
- Measure and record DEPTH. Use the minimum distance from the outside of opening to the window including window mullions if they exist. This is important in determining if the shade and fascia will protrude into the room and out of the opening.



Required order form measurements for OUTSIDE MOUNT:

- Determine FABRIC WIDTH based on largest horizontal measurement PLUS total desired side overlap.
- Minimum 38mm side overlap is recommended.
- Establish WIDTH dimension by adding 26mm to the FABRIC WIDTH. This is outside of bracket to outside of bracket. (Note: brackets extend beyond FABRIC WIDTH by 13mm on each side)
- Determine HEIGHT by adding 80mm to largest vertical measurement and desired sill overlap. Minimum 25mm sill overlap is recommended.



Bracket options to suit installation needs

Several styles

- There are several different mounting brackets offered depending on application requirements:

2.6 Universal	3.3 Universal
2.6 Fascia	3.3 Fascia
4.3 Fascia	



Bracket Applications

- Non-fascia shades ship with universal brackets.
- Pocket application require our fascia/pocket bracket. Please select correct bracket on order.
- Dual shade applications ship with dual brackets.
- Verify bracket dimensions in the space where the shades will be installed. Accommodate space to install roll in pocket and reverse roll applications.

Please refer to bracket illustrations section.

- 2.6 brackets accommodate roll sizes from Ø 51mm - 67mm.
- 3.3 brackets accommodate roll sizes from Ø 67mm - 83mm.

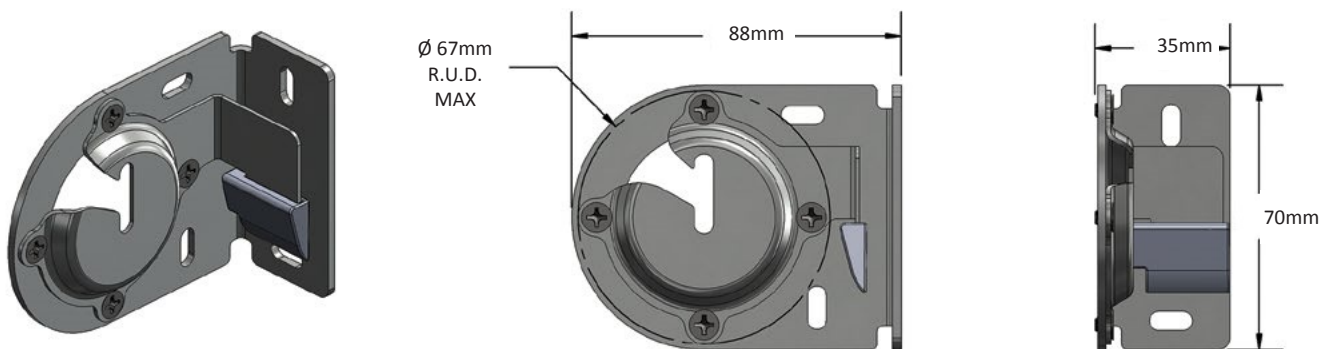
Roll size guidelines

- Roll size is determined at the time an order is quoted and is dependent on material thickness, tube diameter, and the height of the shade. The fabric selection guide provides the maximum shade height for 2.6 brackets and 3.3 brackets depending on fabric type and width of shade.
- Specify top or back mount and standard or reverse roll at time of order.
- All brackets can be side mounted.

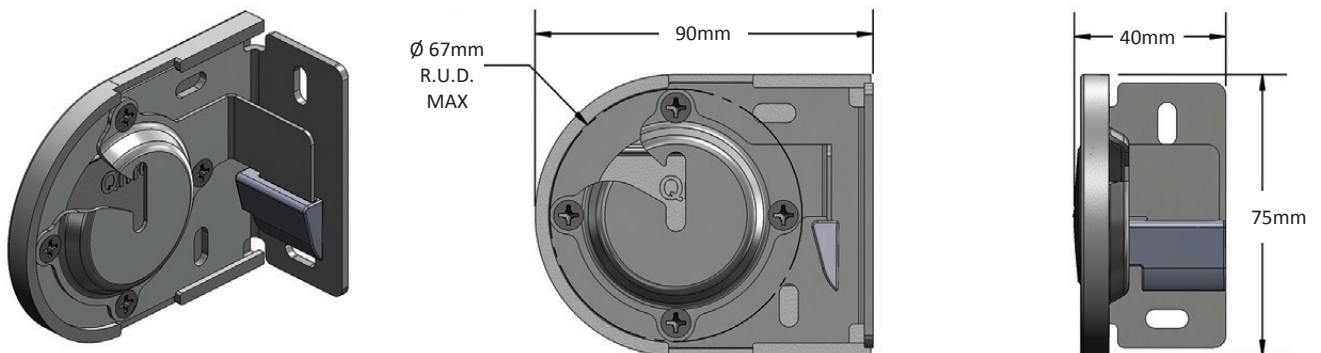


Universal Back/Face Mount

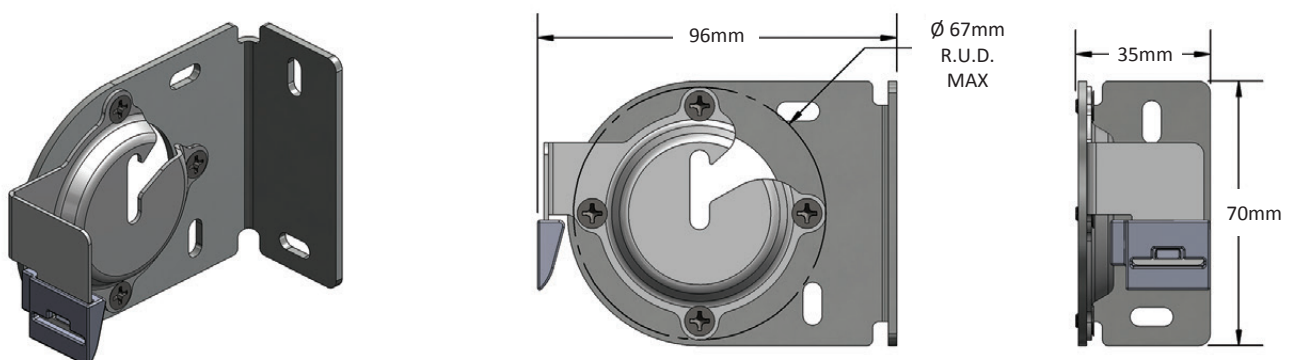
2.6 Universal Bracket Back/Face Mount, no Cover



2.6 Universal Bracket Back/Face Mount, Cover

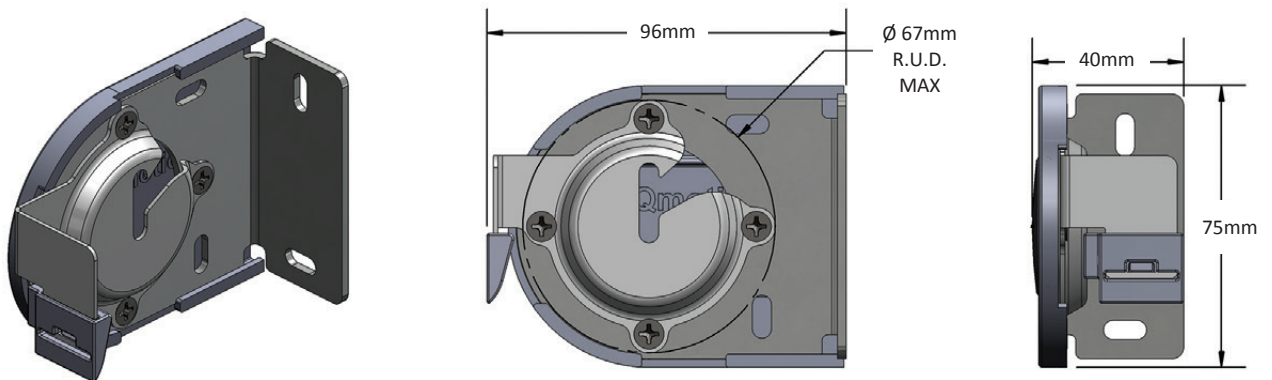


2.6 Universal Bracket Back/Face Mount, no Cover, Reverse

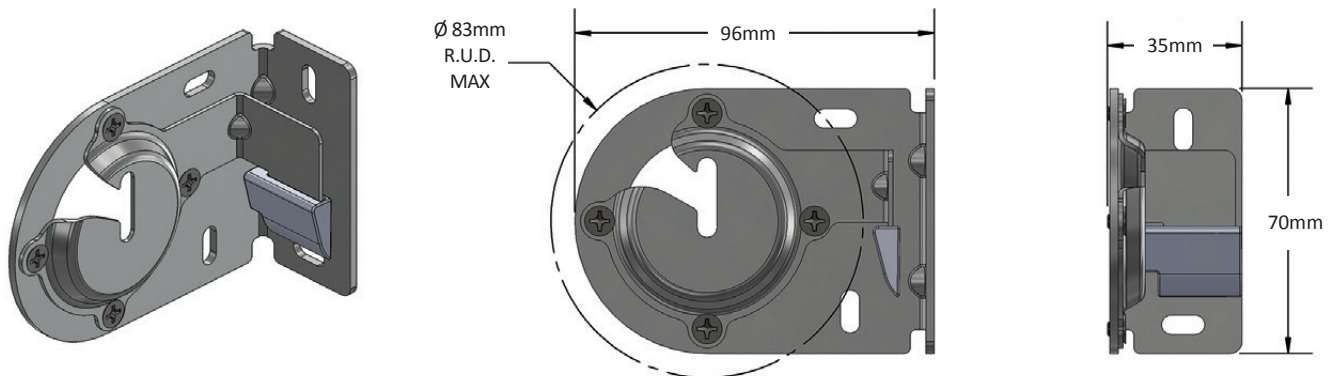


Universal Back/Face Mount

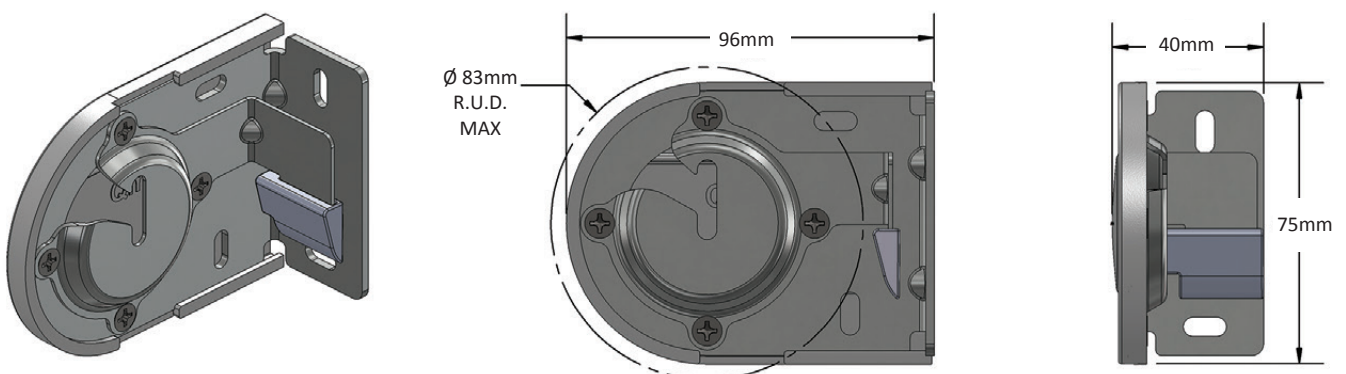
2.6 Universal Bracket Back/Face Mount, with Cover, Reverse



3.3 Universal Bracket Back/Face Mount, no Cover

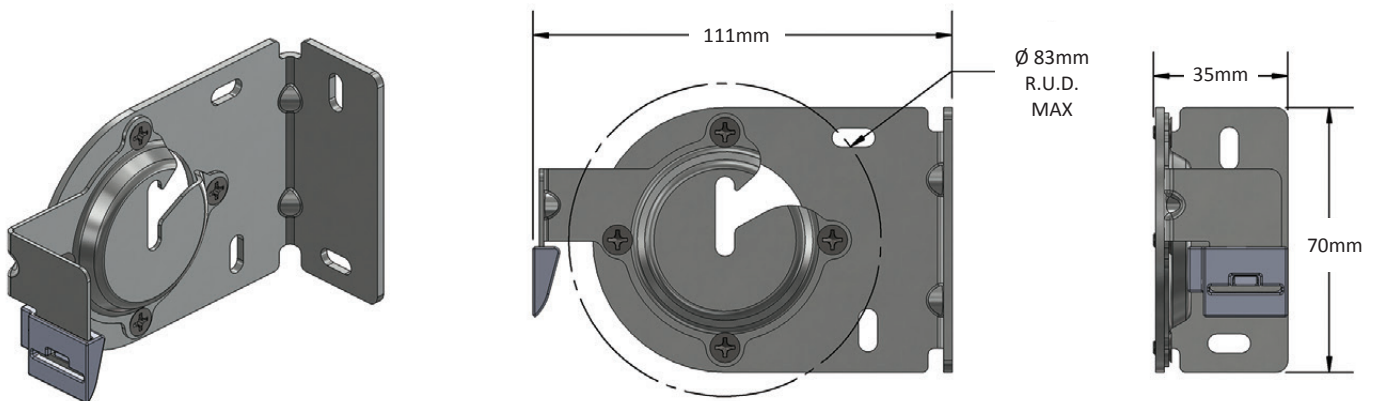


3.3 Universal Bracket Back/Face Mount, with Cover

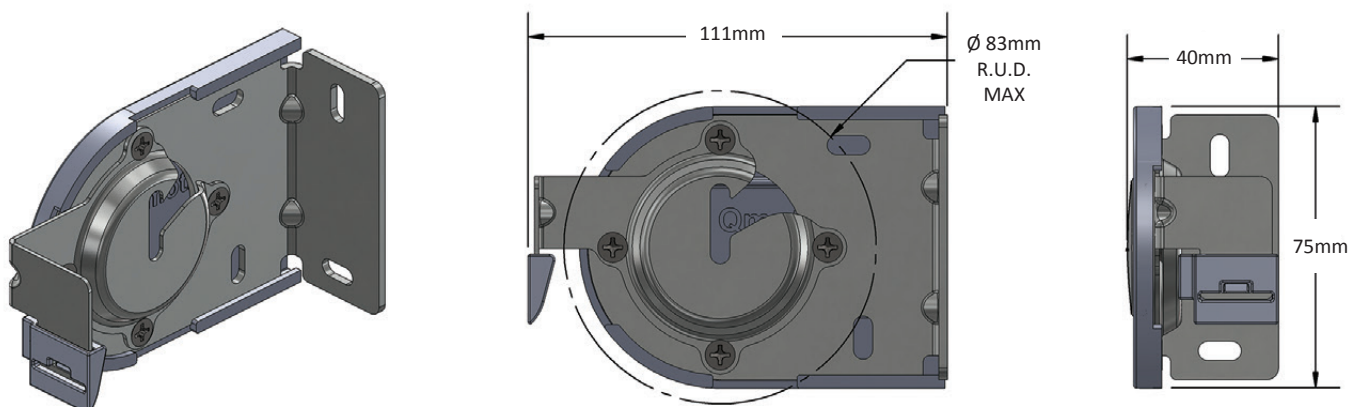


Universal Back/Face Mount

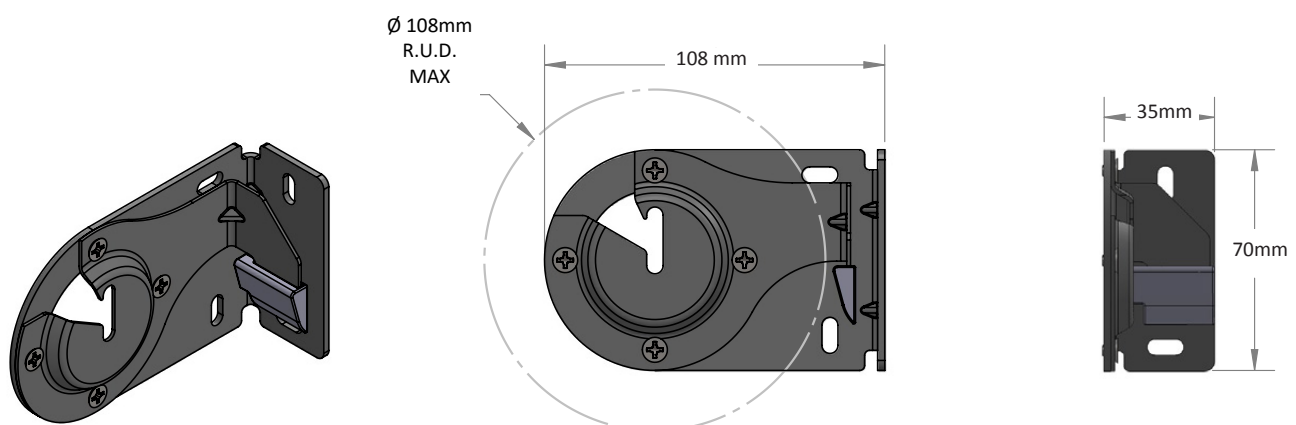
3.3 Universal Bracket Back/Face Mount, no Cover, Reverse



3.3 Universal Bracket Back/Face Mount, with Cover, Reverse

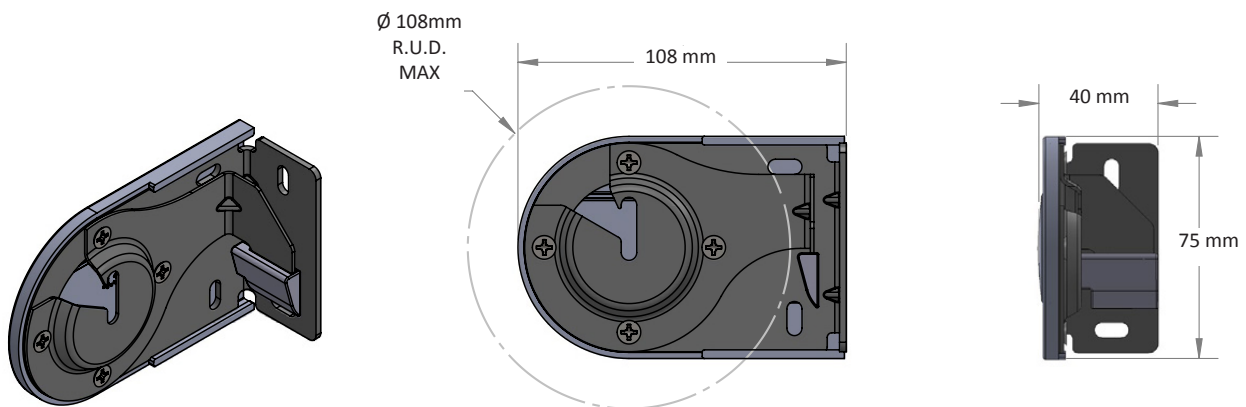


4.3 Universal Back/Face Mount, No Cover

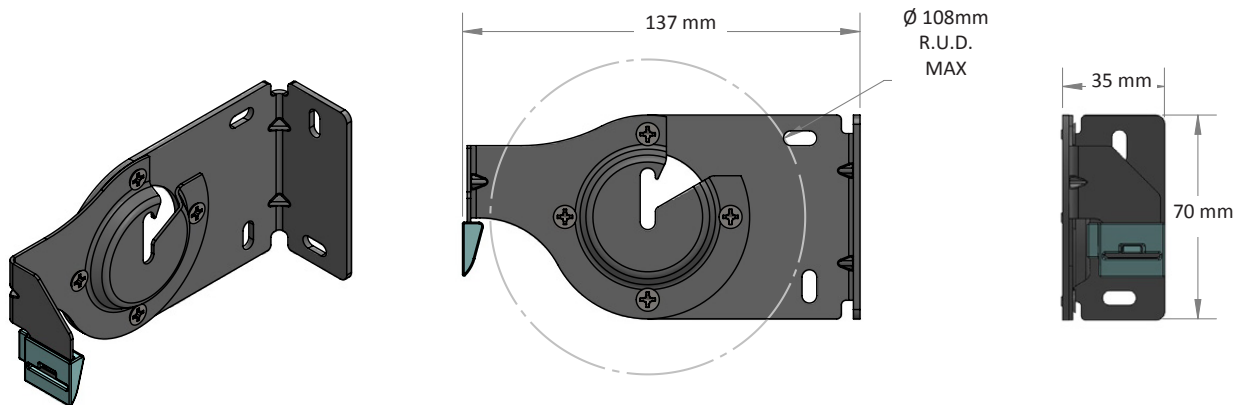


Universal Back/Face Mount

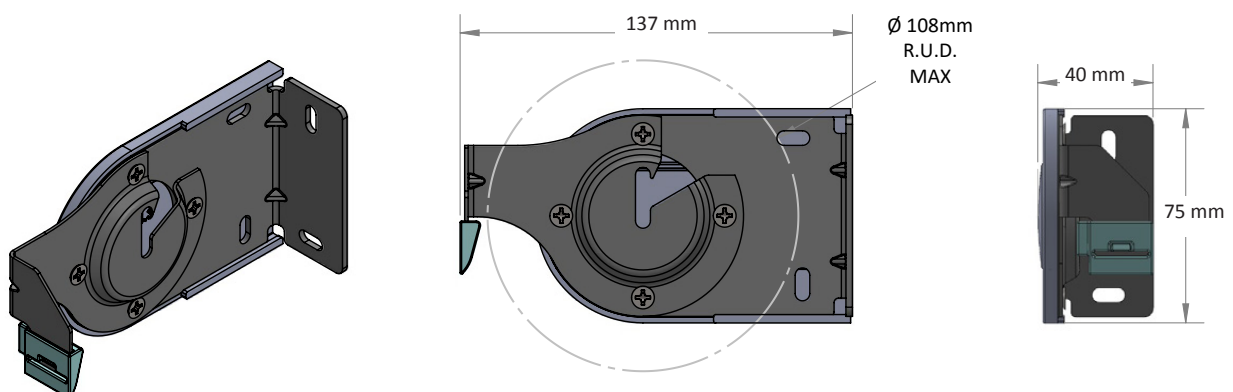
4.3 Universal Bracket Back Mount, With Cover



4.3 Universal Bracket Back Mount, No Cover, Reverse

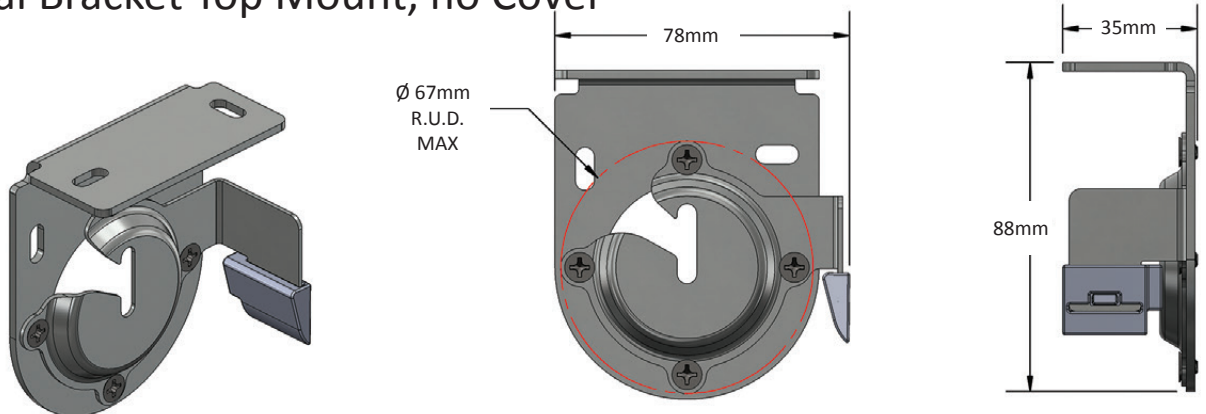


4.3 Universal Bracket Back Mount, With Cover, Reverse

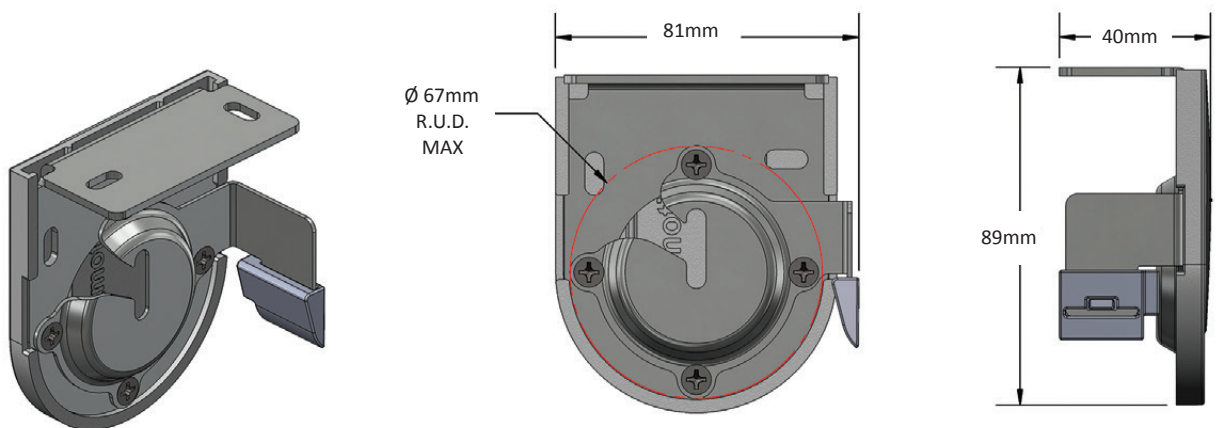


Universal Top Mount

2.6 Universal Bracket Top Mount, no Cover

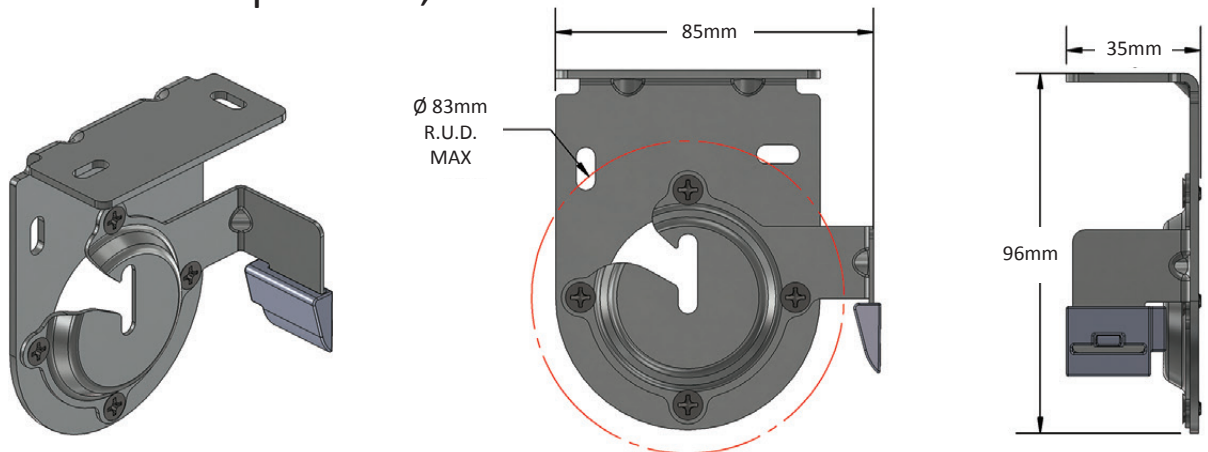


2.6 Universal Bracket Top Mount, with Cover

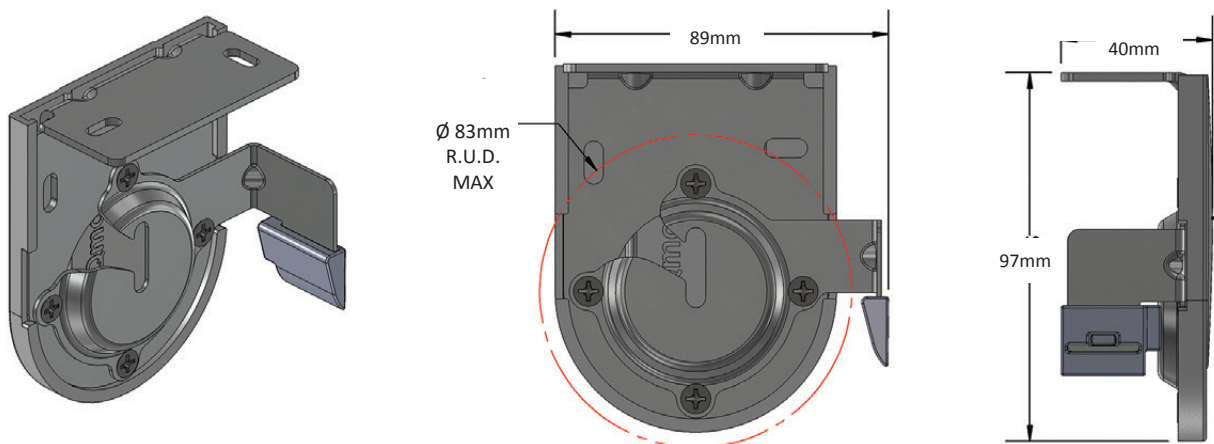


Universal Top Mount

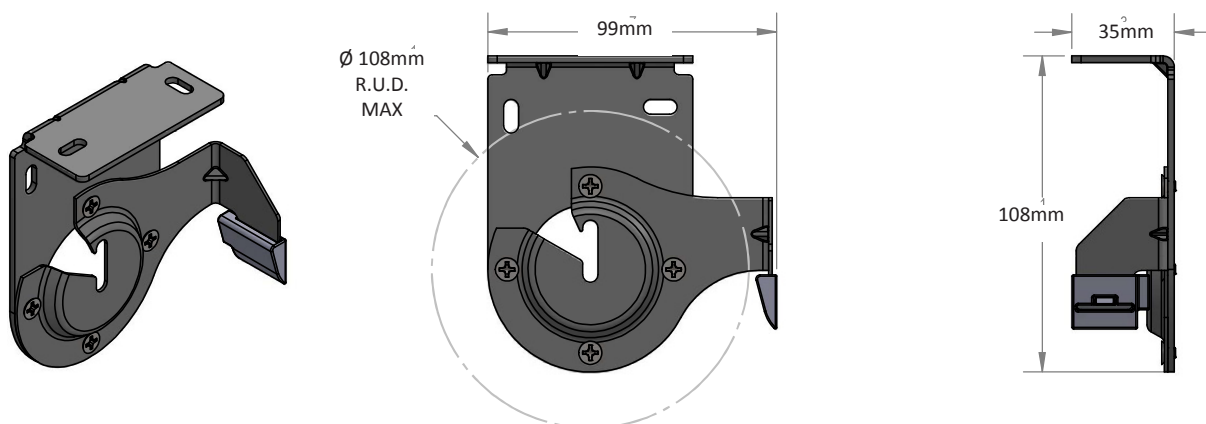
3.3 Universal Bracket Top Mount, no Cover



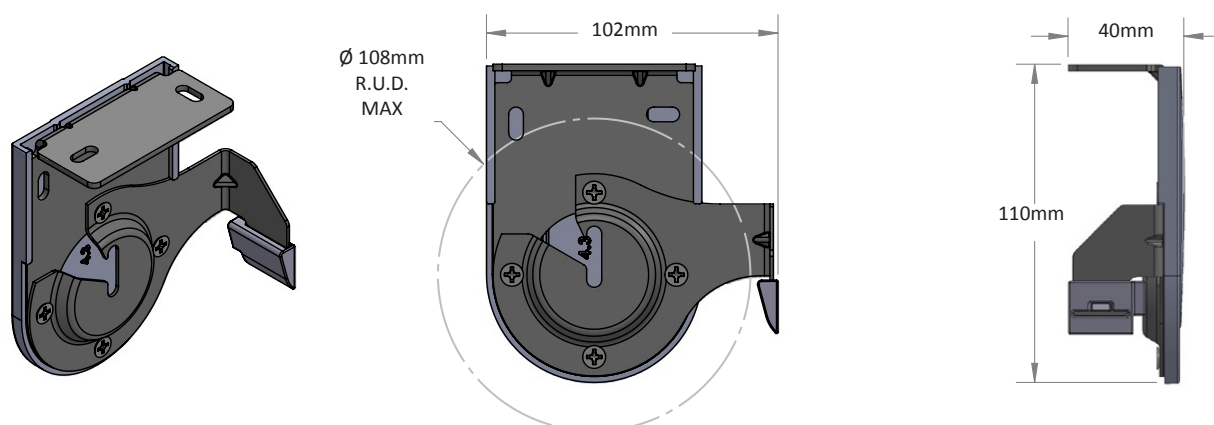
3.3 Universal Bracket Top Mount, with Cover



4.3 Universal Bracket Top Mount, No Cover

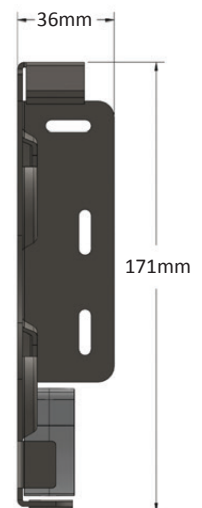
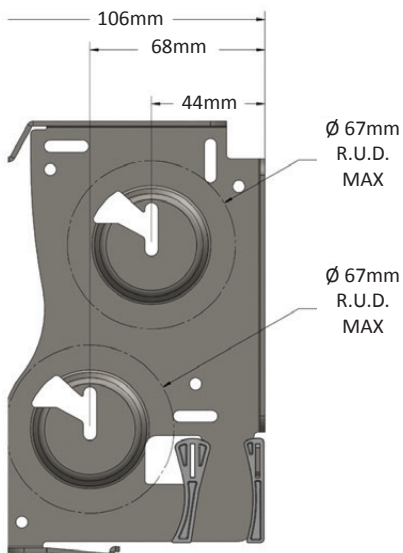
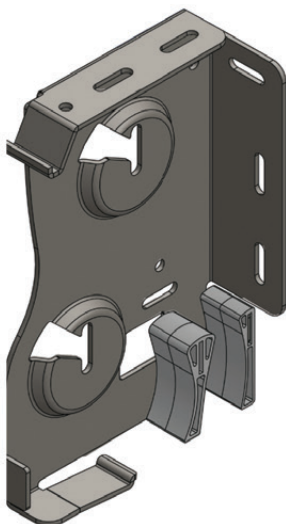
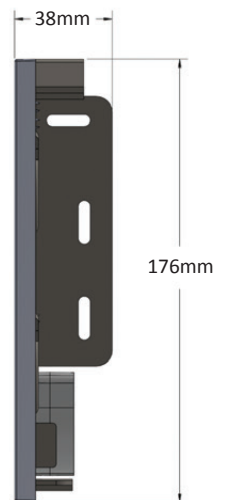
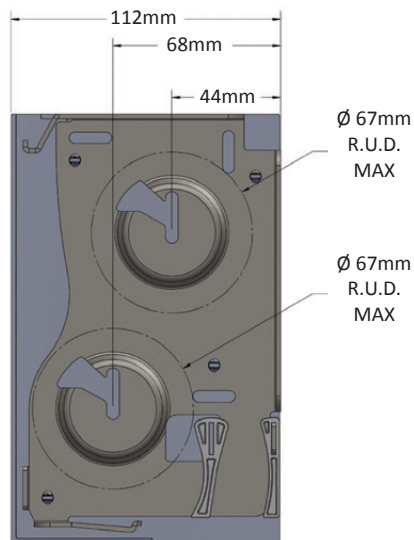
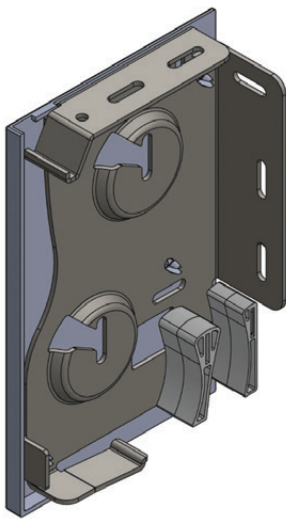


4.3 Universal Bracket Top Mount, with Cover



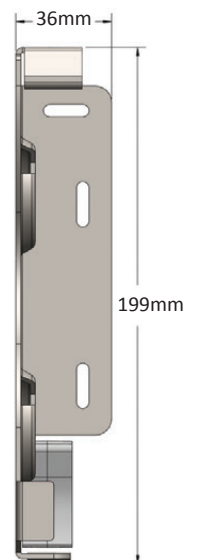
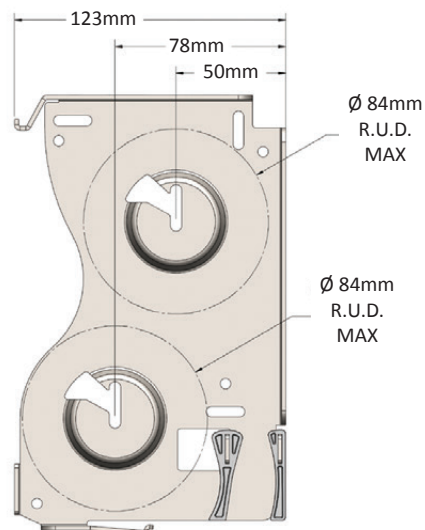
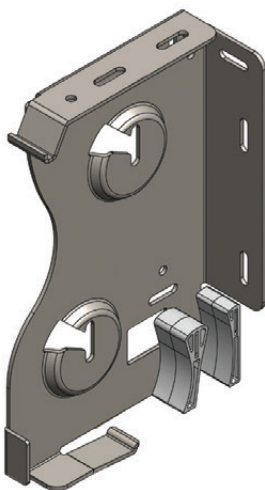
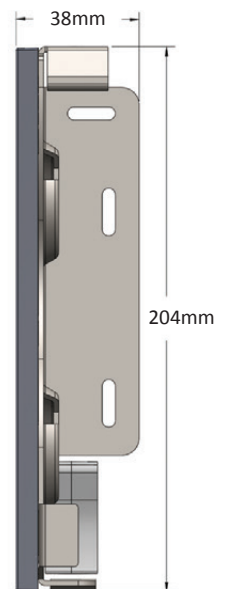
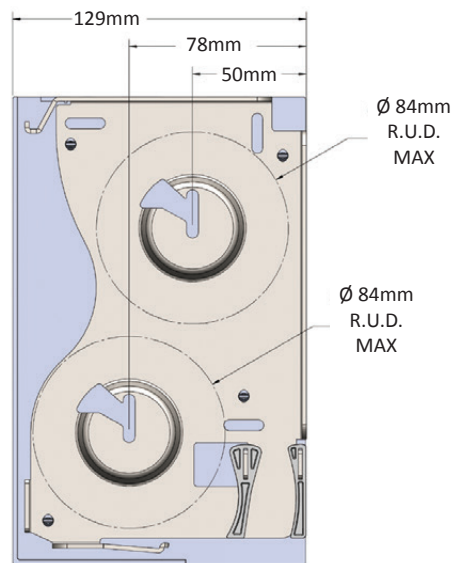
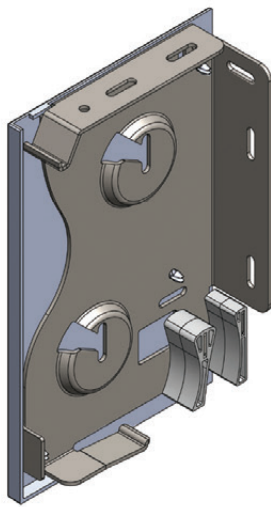
2.6 Dual Bracket

*Standard roll application only



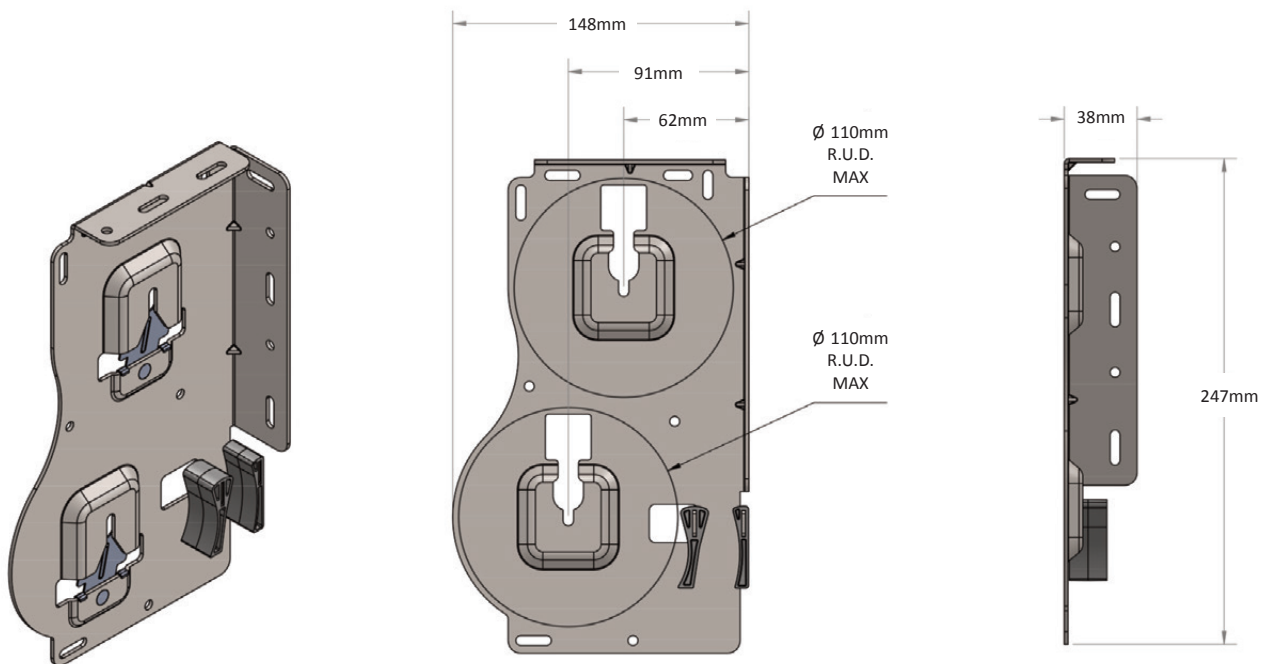
3.3 Dual Bracket

*Standard roll application only

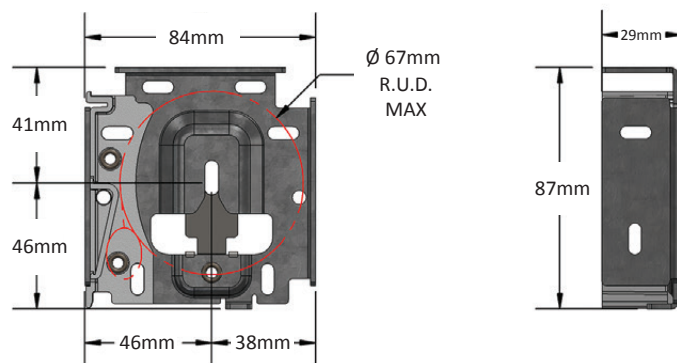


4.3 Dual Pocket Bracket

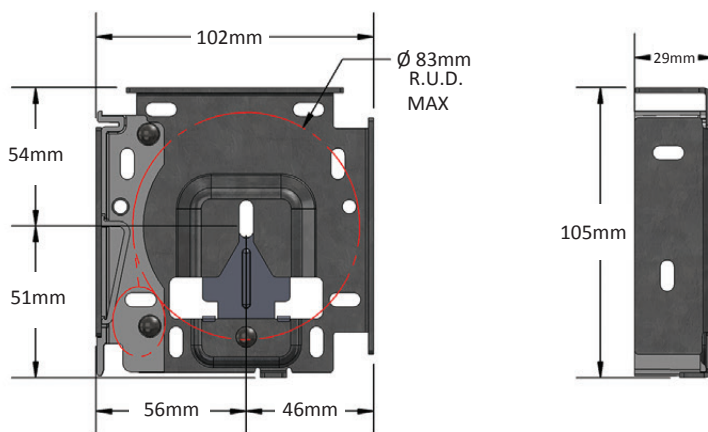
*Standard Roll Application Only



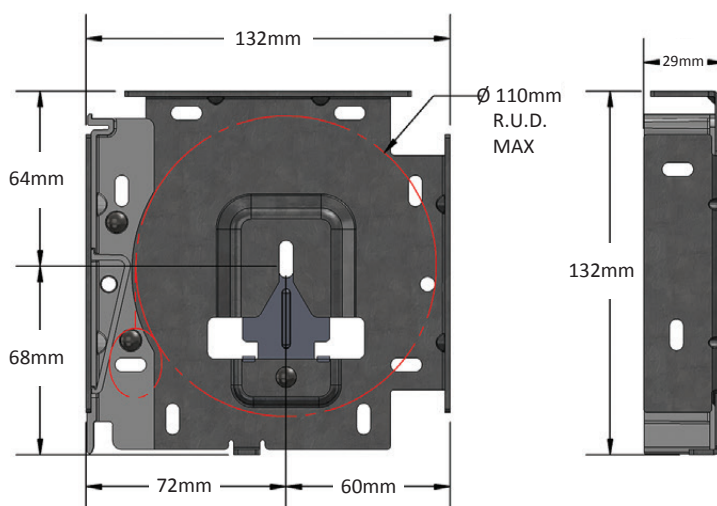

2.6 Fascia/Pocket Bracket



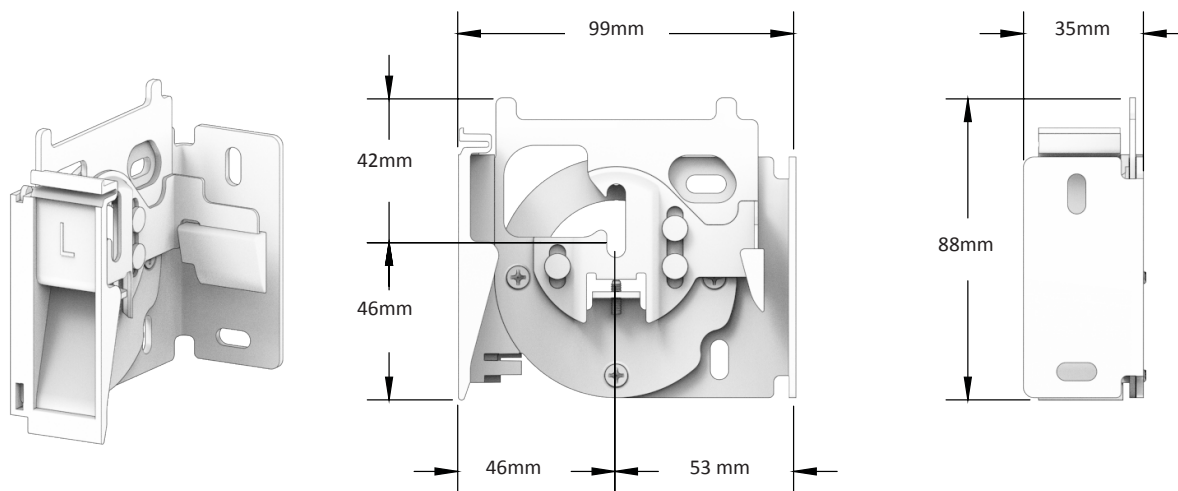
3.3 Fascia/Pocket Bracket



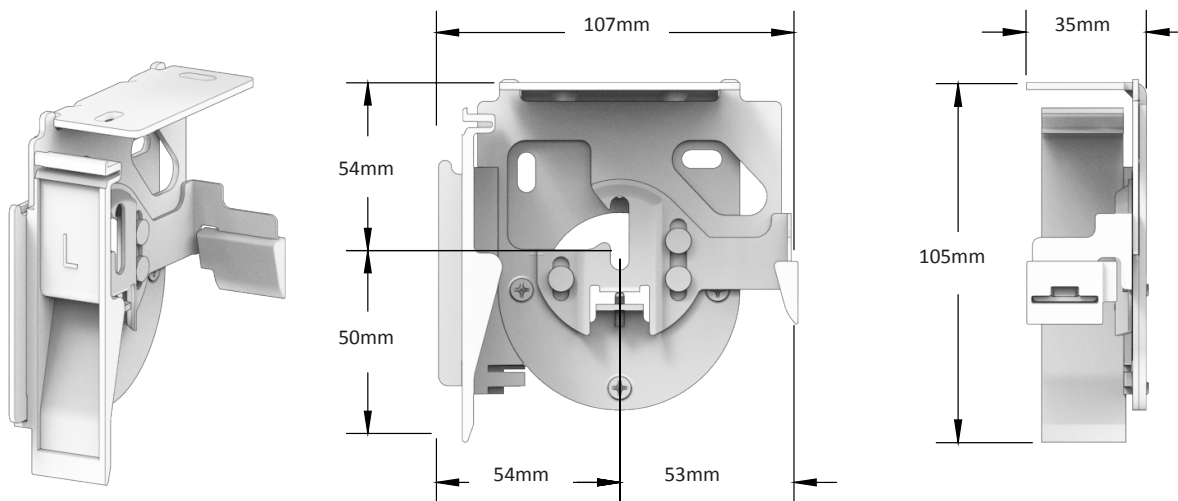
4.3 Fascia/Pocket Bracket



QBasic+ 2.6 Fascia Bracket

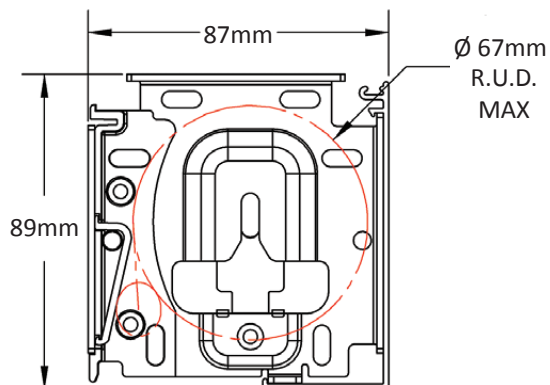
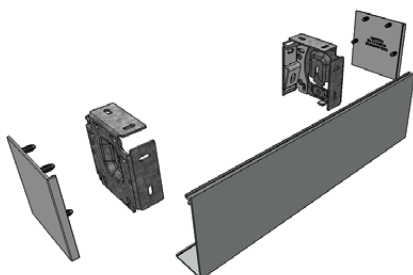


QBasic+ 3.3 Fascia Bracket



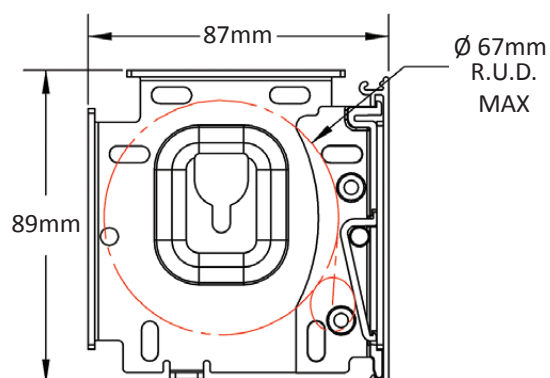
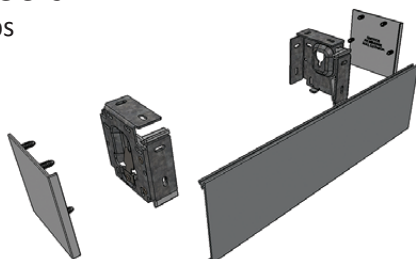
Standard Fascia

Including end caps

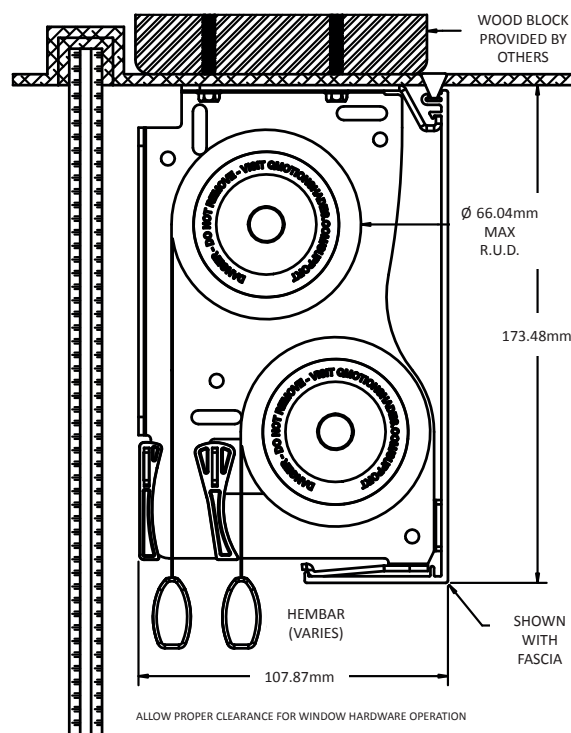
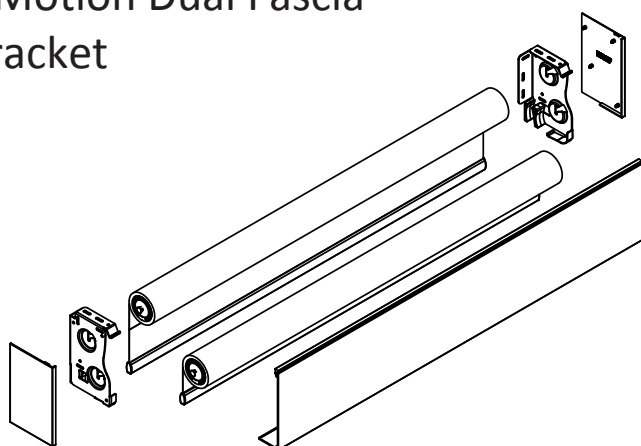


Reverse Fascia

Including end caps

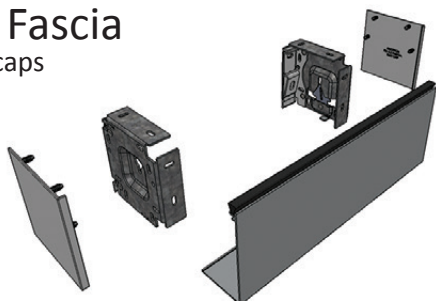


QMotion Dual Fascia Bracket



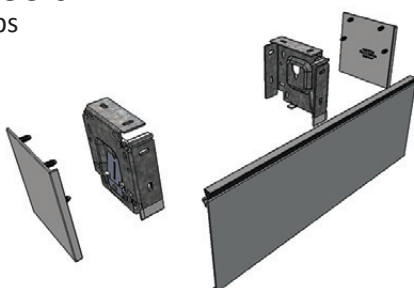
Standard Fascia

Including end caps

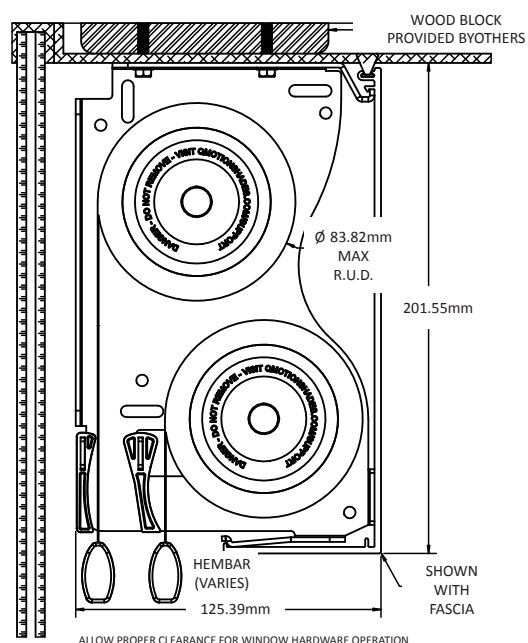
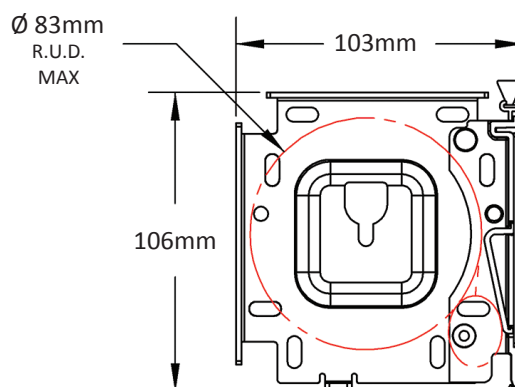
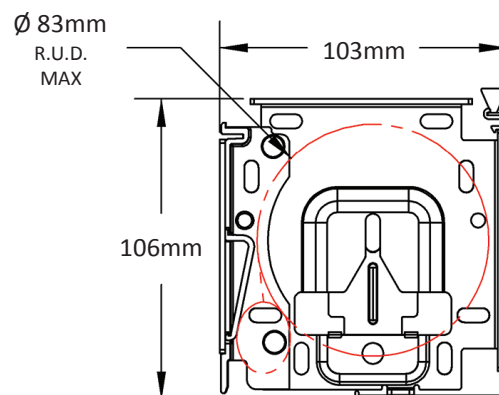
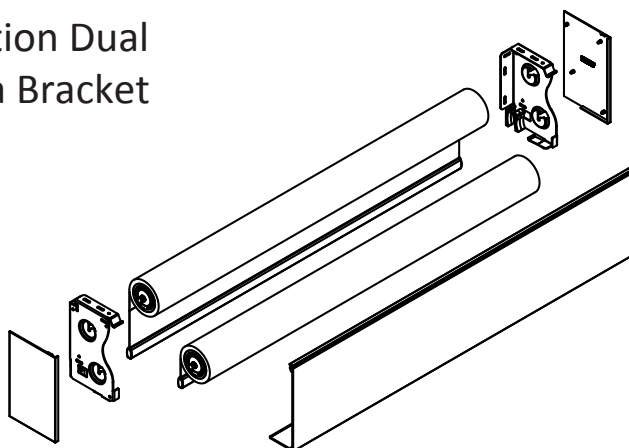


Reverse Fascia

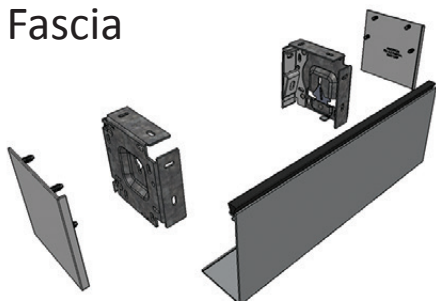
Including end caps



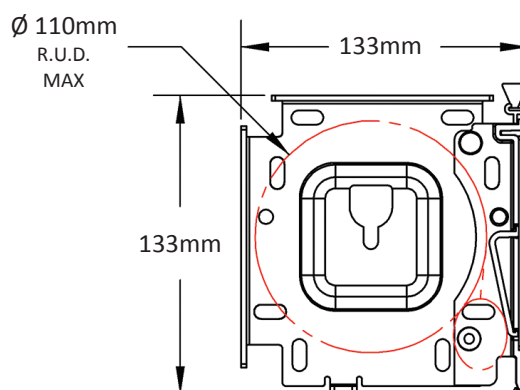
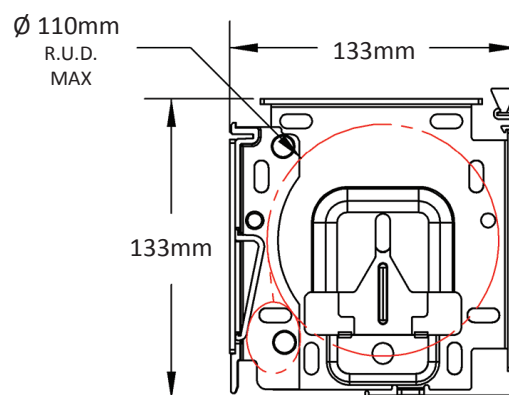
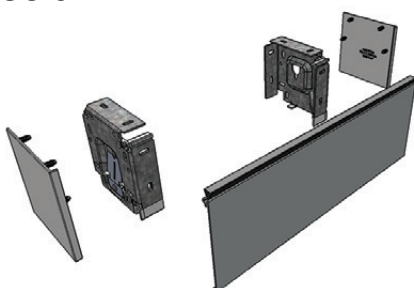
QMotion Dual Fascia Bracket



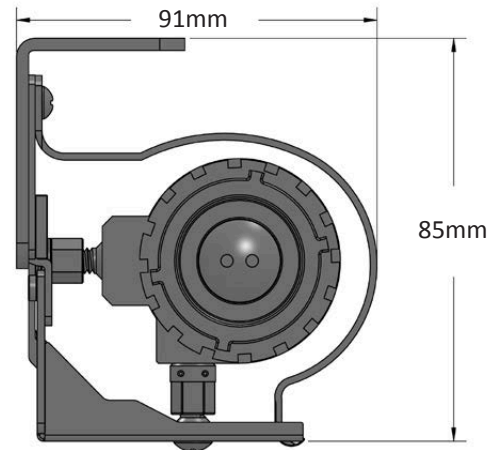
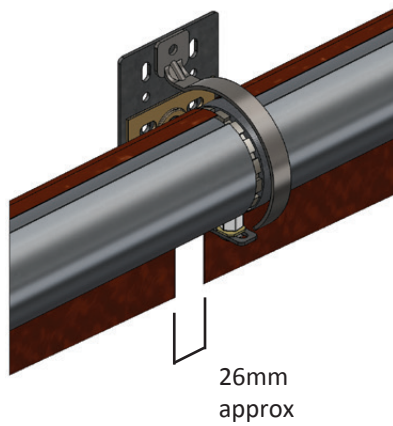
Standard Fascia



Reverse Fascia



Qlink



3.3 Top Mount

* R.U.D. indicates the maximum likely diameter on the system. Check fabric charts for specific shade diameters.

	Qadvanced Battery	QIS Hardwired	Q basic+ Manual to Motorized
Mounting Style			
Single Roll	x	x	x
Dual Roll (Only as Standard Roll)	x	x	
Direction			
Standard Roll	x	x	x
Reverse Roll	x	x	x
Mounting Location			
Inside Mount	x	x	x
Outside Mount	x	x	x
Back Mount	x	x	x
Top Mount	x	x	x
Side Mount	x	x	x
Coupling Ability	x	x	
Size Limits			
Minimum B2B [†] Width	396mm	410mm	396mm
Maximum B2B [†] Width	3000mm	3000mm	3000mm
Minimum Qlink Coupled System Width			
Maximum Qlink Coupled System Width			
Maximum Height (Fabric Dependent)	3500mm	3500mm	3000mm
Maximum RUD	108mm	83mm	83mm
Maximum Panels	1	1	1
Pocket			
Single Pocket	x	x	x
Dual Pocket	x	x	
Pocket Closure	x	x	
Fascia Available**	x	x	x
Bracket Dimensions			
Single Bracket	2.6, 3.3 & 4.3	2.6, 3.3 & 4.3	2.6 & 3.3
Dual Bracket (Standard Roll Only)	2.6 & 3.3	2.6 & 3.3	
Bracket with Fascia	2.6, 3.3 & 4.3	2.6, 3.3 & 4.3	2.6 & 3.3
Dual Pocket (Standard Roll Only)	4.3	4.3	
Adjustable Bracket			
Side Channels (White, Silver and Black)			
Tilt Out	x	x	x (Standard Roll Only)
Sill Angle (White, Silver and Black)			
	x	x	x
Communications			
ZigBee HA1.2 (2-way), Battery Operated	x		x
Gen 3 (1-way), Battery Operated	x		x
Gen 3 (1-way), Wired (LV)		x	x
ZigBee HA1.2 (2-way), Cat5e/Cat6 (QIS)		x	x
Patented Manual Override	x	x	x (When Motorised)
Manual Clutch Chain (Nickel Plated Standard)			
Remotes (White)			
QIS Wall Switch – Single		x	x
QIS Wall Switch – Double		x	x
QdR2* ZigBee Multi Channel	x	x	x
QdR2* Gen 3 Single Channel	x	x	x
QdR2* Gen 3 Multi Channel	x	x	x

[†] Bracket to Bracket.

* QdR2 remotes available with removable and locking wall plates.

** Fascia options available in white, silver or black.

	Qbasic	Q link-Battery	Qlink-Wired
Mounting Style			
Single Roll	x	x	x
Dual Roll (Only as Standard Roll)			
Direction			
Standard Roll	x	x	x
Reverse Roll	x (Not with Top Mount With Fascia)	x	x
Mounting Location			
Inside Mount	x	x	x
Outside Mount	x	x	x
Back Mount	x (Reverse Only)	x	x
Top Mount	x (Not with Reverse Roll With Fascia)	x	x
Side Mount		x	x
Coupling Ability		x	x
Size Limits			
Minimum B2B [†] Width	178mm	839mm	394mm
Maximum B2B [†] Width	3000mm	3000mm	3000mm
Minimum Qlink Coupled System Width		1270mm	1270mm
Maximum Qlink Coupled System Width		7315mm	7315mm
Maximum Height (Fabric Dependent)	3500mm	3658mm	2439mm
Maximum RUD	83mm	83mm	83mm
Maximum Panels	1	7	7
Pocket			
Single Pocket	x		
Dual Pocket			
Pocket Closure			
Fascia Available** x (Different Profiles)			
Bracket Dimensions			
Single Bracket	Q B17 & QB28	2.6 & 3.3	2.6 & 3.3
Dual Bracket (Standard Roll Only)	2.6 & 3.3		
Bracket with Fascia	QB28	3.3	3.3
Dual Pocket (Standard Roll Only)			
Adjustable Bracket			
Side Channels (White, Silver and Black)			
Tilt Out	x	x	x
Stationary	x		
Sill Angle (White, Silver and Black)	x	x	x
Communications			
ZigBee HA1.2 (2-way), Battery Operated		x	
Gen 3 (1-way), Battery Operated		x	
Gen 3 (1-way), Wired (LV)			x
ZigBee HA1.2 (2-way), Cat5e/Cat6 (QIS)			x
Patented Manual Override		x	x
Manual Clutch Chain (Nickel Plated Standard)	x (Stainless Steel Option Available)		
Remotes (White)			
QIS Wall Switch – Single			x
QIS Wall Switch – Double			x
QdR2* ZigBee Multi Channel		x	x
QdR2* Gen 3 Single Channel		x	x
QdR2* Gen 3 Multi Channel		x	x

Copyright Notice and Disclaimer

All rights reserved. No parts of this manual may be reproduced in any form without the express written permission of QMotion UK. QMotion UK makes no representations or warranties with respect to the contents hereof. In addition, information contained herein are subject to change without notice. Every precaution has been taken in the preparation of this manual. Nevertheless, QMotion UK assumes no responsibility for errors or omissions or any damages resulting from the use of the information contained in this publication.

QMotion UK is a trading name of Claxton QM Ltd.

Environmental Statement

RoHS COMPLIANT

WEEE (Waste Electrical and Electronic Equipment) Statement

Disposal of Waste Equipment by Users in Private Household in the European Union

This symbol on the product or on its packaging indicates that this product must not be disposed of with your other household waste. Instead, it is your responsibility to dispose of your waste equipment by handing it over to a designated collection point for the recycling of waste electrical and electronic equipment. The separate collection and recycling of your waste equipment at the time of disposal will help to conserve natural resources and ensure that it is recycled in a manner that protects human health and the environment.

For more information about where you can drop off your waste equipment for recycling, please contact your household waste disposal service or the distributor from whom you purchased the product.

Limited Warranty

The below warranty applies to all orders placed with QMotion UK on or after November 1, 2019.

QMotion UK ("Manufacturer") warrants that this window shade product, and/or specific components of the window shade product (collectively, "Products"), will be free from defects in materials and workmanship under normal use for the period of time specified herein. This Limited Warranty shall apply to each Product specified herein, beginning from the date first sold to the commercial or residential consumer (either, the "Buyer") who uses or intends to use the Product, as evidenced by such Buyer's proof of purchase, for the time periods set forth below:

- For all shade motors, controls, and power supplies manufactured by QMotion: **Limited lifetime of the motor, control or power supply**
- For all hardware including shade brackets, metal extrusions, and manual clutches: **twenty-five (25) years**
- For fabrics used as part of the shade system (for interior use only, regardless of whether fabrics are rated for outdoor/exterior use): **five (5) years**

Exclusions From this Limited Warranty: This Limited Warranty shall be null and void and no part of it shall apply if any one of the following occur: 1) the Product has not been properly installed by a qualified installer in accordance with all Manufacturer specifications; 2) the Product has been subject to unauthorized service; 3) the Product has been subject to mishandling, misuse, or abuse; 4) the Product has been modified; 5) the Product has suffered damage resulting from lightning, power surges, vandalism, fire, earthquake, acts of nature, or any other cause which the Product was not designed to withstand; 6) the Product has been used, or attempted to be used, for other than the normal or customary usage or for other than the Product's intended use, including but not limited to exterior or outdoor use of a Product; 7) the Product has not been maintained in accordance with Manufacturer's instructions; or 8) the Product has been damaged by battery decay or corrosion.

This Limited Warranty extends only to the original Buyer and is only valid if the Product is purchased from an authorized reseller. This Limited Warranty is not transferable. This Limited Warranty does not cover normal wear or tear or deterioration which occurs with the passage of time.

Batteries originally provided with a new Product, if any, are produced by a third party and are not warranted by Manufacturer. No employee, distributor, dealer, agent or representative is authorised to change the terms of this Limited Warranty in any way, to extend the warranty time periods, or to grant additional warranties, and no attempt to do any of the foregoing will be binding upon Manufacturer.

Claims for defects in material and workmanship covered by this Limited Warranty must be made in writing to the dealer/reseller from whom the Product was originally first purchased within the warranty period stated above and must include proof of purchase. Manufacturer may either send a service representative or have the Product returned to Manufacturer's facility, at Buyer's expense, for inspection. If judged by Manufacturer to be defective in material or workmanship, and to otherwise be covered by this Limited Warranty, the Product will be replaced or repaired at the option of Manufacturer, in its sole and absolute discretion, free from all charges for parts, labour, and shipping incurred by Manufacturer. Replacement labour, transportation costs, and any other costs or charges by the dealer/reeller, wholesaler, distributor, contractor, or installer are not covered by this Limited Warranty. Manufacturer may, in its sole discretion, replace a Product with any model it determines to be equivalent to the defective Product, or with a Product that has been factory refurbished. The remainder of any original warranty period will apply to any repaired Product or replacement Product.

THE REMEDIES OF BUYER SET FORTH IN THIS LIMITED WARRANTY ARE EXCLUSIVE AND ARE IN LIEU OF ALL OTHER REMEDIES. THE LIABILITY OF MANUFACTURER WHETHER IN CONTRACT, TORT, UNDER ANY WARRANTY OR OTHERWISE, SHALL NOT EXTEND BEYOND ITS OBLIGATION TO REPAIR OR REPLACE, AT ITS OPTION, ANY PRODUCT OR PART FOUND BY MANUFACTURER TO BE DEFECTIVE IN MATERIAL OR WORKMANSHIP AND OTHERWISE SUBJECT TO THIS LIMITED WARRANTY. MANUFACTURER SHALL NOT BE RESPONSIBLE FOR ANY DIRECT, INDIRECT, SPECIAL OR CONSEQUENTIAL DAMAGES OF ANY NATURE.

This Limited Warranty gives specific legal rights and Buyer may have other rights, which may vary from jurisdiction to jurisdiction. However, some jurisdictions do not allow limitations on how long an implied warranty lasts or the exclusion or limitation of incidental or consequential damages so the above limitations or exclusions may not apply to specific Buyers.

Obtaining Warranty Service

The end user of the Product must contact the QMotion UK authorised dealer/reseller who sold/installed the Product to obtain warranty service. A description of any claimed failure or defect will be required in writing, and dated proof of purchase from an authorised dealer will be required to verify warranty eligibility. Authorised dealer/reseller is responsible for facilitating the servicing of Products under warranty with QMotion.

Contact us at QMotion UK
+ 44 (0) 1908 047980
www.qmotionshades.co.uk

QMotion UK
35 Alston Drive
Bradwell Abbey
Milton Keynes MK13 9HA
United Kingdom
UK Tel +44 (0) 1908 047 980
info@qmotionshades.co.uk
www.qmotionshades.co.uk

A brand of  **legrand®**